

CS

(12) INTERNATIONAL APPLICATION PUBLISHED UNDER THE PATENT COOPERATION TREATY (PCT)

(19) World Intellectual Property Organization
International Bureau



(43) International Publication Date
28 December 2000 (28.12.2000)

PCT

(10) International Publication Number
WO 00/78312 A1

- (51) International Patent Classification⁷: A61K 31/421, 31/427, 31/497, C07D 241/12, 241/14, 263/04, 277/04
- (21) International Application Number: PCT/US00/16586
- (22) International Filing Date: 16 June 2000 (16.06.2000)
- (25) Filing Language: English
- (26) Publication Language: English
- (30) Priority Data: 60/139,953 18 June 1999 (18.06.1999) US
- (71) Applicant (for all designated States except US): MERCK & CO., INC. [US/US]; 126 East Lincoln Avenue, Rahway, NJ 07065-0907 (US).
- (72) Inventors; and
- (75) Inventors/Applicants (for US only): SAHOO, Souyma, P. [IN/US]; 126 East Lincoln Avenue, Rahway, NJ 07065-0907 (US). SANTINI, Conrad [US/US]; 126 East Lincoln Avenue, Rahway, NJ 07065-0907 (US). BOUERES, Julia, K. [US/US]; 126 East Lincoln Avenue, Rahway, NJ 07065-0907 (US). HECK, James, V. [US/US]; 126 East Lincoln Avenue, Rahway, NJ 07065-0907 (US). METZGER, Edward [US/US]; 126 East Lincoln Avenue, Rahway, NJ
- (54) Title: ARYLTHIAZOLIDINEDIONE AND ARYLOXAZOLIDINEDIONE DERIVATIVES
- (57) Abstract: Substituted 5-aryl-2,4-thiazolidinediones or 5-aryl-2,4-oxazolidinediones that also carry a second substituent in the 5-position of the heterocyclic ring are potent agonists of PPAR, and are therefore useful in the treatment, control or prevention of diabetes, hyperglycemia, hyperlipidemia (including hypercholesterolemia and hypertriglyceridemia), atherosclerosis, obesity, vascular restenosis, and other PPAR α , δ and/or γ mediated diseases, disorders and conditions.
- (74) Common Representative: MERCK & CO., INC.; 126 East Lincoln Avenue, Rahway, NJ 07065-0907 (US).
- (81) Designated States (national): AE, AG, AL, AM, AT, AU, AZ, BA, BB, BG, BR, BY, CA, CH, CN, CR, CU, CZ, DE, DK, DM, DZ, EE, ES, FI, GB, GD, GE, GH, GM, HR, HU, ID, IL, IN, IS, JP, KE, KG, KR, KZ, LC, LK, LR, LS, LT, LU, LV, MA, MD, MG, MK, MN, MW, MX, MZ, NO, NZ, PL, PT, RO, RU, SD, SE, SG, SI, SK, SL, TJ, TM, TR, TT, TZ, UA, UG, US, UZ, VN, YU, ZA, ZW.
- (84) Designated States (regional): ARIPO patent (GH, GM, KE, LS, MW, MZ, SD, SL, SZ, TZ, UG, ZW), Eurasian patent (AM, AZ, BY, KG, KZ, MD, RU, TJ, TM), European patent (AT, BE, CH, CY, DE, DK, ES, FI, FR, GB, GR, IE, IT, LU, MC, NL, PT, SE), OAPI patent (BF, BJ, CF, CG, CI, CM, GA, GN, GW, ML, MR, NE, SN, TD, TG).

Published:
— With international search report.

For two-letter codes and other abbreviations, refer to the "Guidance Notes on Codes and Abbreviations" appearing at the beginning of each regular issue of the PCT Gazette.



WO 00/78312 A1

TITLE OF THE INVENTION
ARYLTHIAZOLIDINEDIONE AND ARYLOXAZOLIDINEDIONE
DERIVATIVES

5 FIELD OF THE INVENTION

The instant invention is concerned with arylthiazolidinediones, aryloxazolidinediones, and pharmaceutically acceptable salts thereof, which are useful as therapeutic compounds.

10 BACKGROUND OF THE INVENTION

Diabetes refers to a disease process derived from multiple causative factors and characterized by elevated levels of plasma glucose or hyperglycemia. Uncontrolled hyperglycemia is associated with increased and premature mortality due to an increased risk for microvascular and macrovascular diseases, including
15 nephropathy, neuropathy, retinopathy, hypertension, stroke, and heart disease. Therefore, control of glucose homeostasis is a critically important approach for the treatment of diabetes.

There are two generally recognized forms of diabetes. In type I diabetes, or insulin-dependent diabetes mellitus (IDDM), patients produce little or no
20 insulin, the hormone which regulates glucose utilization. In type II diabetes, or noninsulin dependent diabetes mellitus (NIDDM), patients often have plasma insulin levels that are the same or even elevated compared to nondiabetic humans; however, these patients have developed a resistance to the insulin stimulating effect on glucose and lipid metabolism in the main insulin-sensitive tissues, muscle, liver and adipose
25 tissue and the plasma insulin levels are insufficient to overcome the pronounced insulin resistance.

Insulin resistance is not primarily due to a diminished number of insulin receptors but to a post-insulin receptor binding defect that is not yet understood. This resistance to insulin responsiveness results in insufficient insulin
30 activation of glucose uptake, oxidation and storage in muscle and inadequate insulin repression of lipolysis in adipose tissue and of glucose production and secretion in liver.

The common treatments for NIDDM, which have not changed substantially in many years, are all with limitations. While physical exercise and
35 reductions in dietary intake of calories will dramatically improve the diabetic

condition, compliance with this treatment is very poor because of well-entrenched sedentary lifestyles and excess food consumption, especially of high fat-containing food. Increasing the plasma level of insulin by administration of sulfonylureas (e.g. tolbutamide, glipizide) which stimulate the pancreatic β -cells to secrete more insulin
5 or by injection of insulin after the response to sulfonylureas fails will result in high enough insulin concentrations to stimulate the very insulin-resistant tissues. However, dangerously low levels of plasma glucose can result from these last two treatments and increasing insulin resistance due to the even higher plasma insulin levels could occur. The biguanides increase insulin sensitivity resulting in some
10 correction of hyperglycemia. However, the two biguanides, phenformin and metformin, can induce lactic acidosis and nausea/diarrhea, respectively.

The glitazones (i.e. 5-benzylthiazolidine-2,4-diones) are a more recently described class of compounds with potential for a novel mode of action in ameliorating many symptoms of NIDDM. These agents substantially increase insulin
15 sensitivity in muscle, liver and adipose tissue in several animal models of NIDDM resulting in partial or complete correction of the elevated plasma levels of glucose without occurrence of hypoglycemia.

Hyperlipidemia is a condition which is characterized by an abnormal increase in serum lipids, such as cholesterol, triglycerides and phospholipids. These
20 lipids do not circulate freely in solution in plasma, but are bound to proteins and transported as macromolecular complexes called lipoproteins. See the *Merck Manual*, 16th Ed. 1992 (see for example pp. 1039-1040) and "Structure and Metabolism of Plasma Lipoproteins" in *Metabolic Basis of Inherited Disease*, 6th Ed. 1989, pp. 1129-1138.

25 One form of hyperlipidemia is hypercholesterolemia, characterized by the existence of elevated LDL cholesterol levels. The initial treatment for hypercholesterolemia is often to modify the diet to one low in fat and cholesterol, coupled with appropriate physical exercise, followed by drug therapy when LDL-lowering goals are not met by diet and exercise alone. LDL is commonly known as
30 the "bad" cholesterol, while HDL is the "good" cholesterol. Although it is desirable to lower elevated levels of LDL cholesterol, it is also desirable to increase levels of HDL cholesterol. Generally, it has been found that increased levels of HDL are associated with lower risk for coronary heart disease (CHD). See, for example, Gordon, et al., *Am. J. Med.*, 62, 707-714 (1977); Stampfer, et al., *N. England J. Med.*, 325, 373-381
35 (1991); and Kannel, et al., *Ann. Internal Med.*, 90, 85-91 (1979). An example of an

HDL raising agent is nicotinic acid, but the quantities needed to achieve HDL raising are associated with undesirable effects, such as flushing.

Dyslipidemia is another term that is used to describe a combination of conditions that are associated with type II diabetes. Dyslipidemia refers generally to elevated LDL, elevated triglycerides and reduced HDL.

Peroxisome proliferators are a structurally diverse group of compounds that when administered to rodents elicit dramatic increases in the size and number of hepatic and renal peroxisomes, as well as concomitant increases in the capacity of peroxisomes to metabolize fatty acids via increased expression of the enzymes of the beta-oxidation cycle. Compounds of this group include but are not limited to the fibrate class of hyperlipidemic drugs, herbicides and phthalate plasticizers. Peroxisome proliferation is also triggered by dietary or physiological factors such as a high-fat diet and cold acclimatization.

Three sub-types of peroxisome proliferator activated receptor (PPAR) have been discovered and described; they are peroxisome proliferator activated receptor alpha (PPAR α), peroxisome proliferator activated receptor gamma (PPAR γ) and peroxisome proliferator activated receptor delta (PPAR δ). Identification of PPAR α , a member of the nuclear hormone receptor superfamily activated by peroxisome proliferators, has facilitated analysis of the mechanism by which peroxisome proliferators exert their pleiotropic effects. PPAR α is activated by a number of medium and long-chain fatty acids, and it is involved in stimulating β -oxidation of fatty acids. PPAR α is also involved with the activity of fibrates and fatty acids in rodents and humans. Fibrate acid derivatives such as clofibrate, fenofibrate, bezafibrate, ciprofibrate, beclofibrate and etofibrate, as well as gemfibrozil, produce a substantial reduction in plasma triglycerides along with moderate reduction in LDL cholesterol, and they are used particularly for the treatment of hypertriglyceridemia.

The PPAR γ receptor subtypes are involved in activating the program of adipocyte differentiation and are not involved in stimulating peroxisome proliferation in the liver. There are two isoforms of PPAR γ : PPAR γ 1 and PPAR γ 2, which differ only in that PPAR γ 2 contains an additional 28 amino acids present at the amino terminus. The DNA sequences for the isotypes are described in Elbrecht, et al., BBRC 224;431-437 (1996). In mice, PPAR γ 2 is expressed specifically in fat cells. Tontonoz *et al.*, *Cell* 79: 1147-1156 (1994) provide evidence to show that one physiological role of PPAR γ 2 is to induce adipocyte differentiation. As with other

members of the nuclear hormone receptor superfamily, PPAR γ 2 regulates the expression of genes through interaction with other proteins and binding to hormone response elements for example in the 5' flanking regions of responsive genes. An example of a PPAR γ 2 responsive gene is the tissue-specific adipocyte P2 gene.

- 5 Although peroxisome proliferators, including the fibrates and fatty acids, activate the transcriptional activity of PPAR's, only prostaglandin J₂ derivatives have been identified as natural ligands of the PPAR γ subtype, which also binds thiazolidinedione antidiabetic agents with high affinity.

The human nuclear receptor gene PPAR δ (hPPAR δ) has been cloned
10 from a human osteosarcoma cell cDNA library and is fully described in A. Schmidt et al., *Molecular Endocrinology*, 6 :1634-1641 (1992). It should be noted that PPAR δ is also referred to in the literature as PPAR β and as NUC1, and each of these names refers to the same receptor; in Schmidt *et al.* the receptor is referred to as NUC1.

In WO96/01430, a human PPAR subtype, hNUC1B, is disclosed. The
15 amino acid sequence of hNUC1B differs from human PPAR δ (referred to therein as hNUC1) by one amino acid, i.e., alanine at position 292. Based on in vivo experiments described therein, the authors suggest that hNUC1B protein represses hPPAR α and thyroid hormone receptor protein activity.

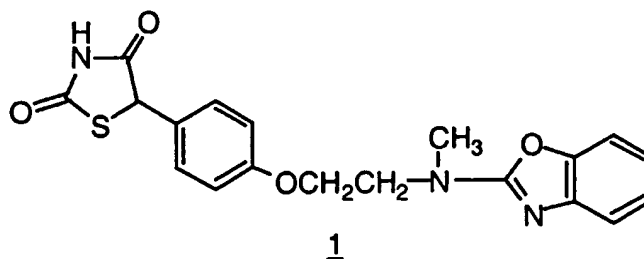
It has been disclosed in WO97/28149 that agonists of PPAR δ are
20 useful in raising HDL plasma levels. WO97/27857, 97/28115, 97/28137 and 97/27847 disclose compounds that are useful as antidiabetic, antiobesity, anti-atherosclerosis and antihyperlipidemic agents, and which may exert their effect through activation of PPARs.

It has been suggested that glitazones exert their effects by binding to
25 the peroxisome proliferator activated receptor (PPAR) family of receptors, controlling certain transcription elements having to do with the biological entities listed above. See Hulin et al., *Current Pharm. Design* (1996) 2, 85-102. Most of the glitazones that have been described in the literature are believed to bind almost exclusively to the PPAR γ subtype.

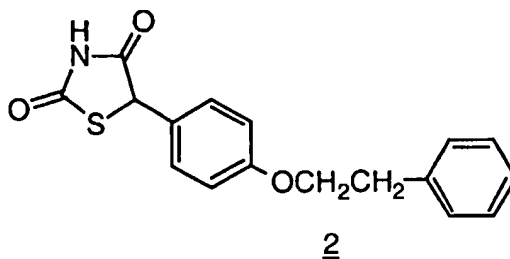
30 All the glitazones that have progressed to clinical trials in human, and almost all of the glitazones that have been reported in the literature have the molecular motif of an aryl group attached to the 5-position of thiazolidinedione via a one carbon spacer. Although several compounds having a 4-(oxy)phenyl group directly attached

to the 5-position of thiazolidinedione have been prepared and tested as potential antidiabetic agents, they have been stated to lack hypoglycemic activity.

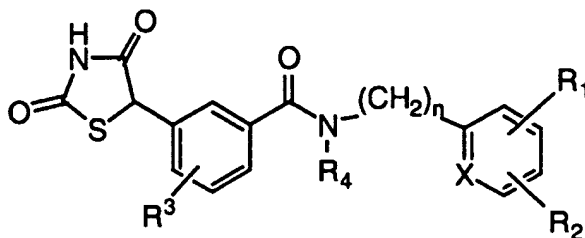
Thus, the compound 5-[4-[2-(2-benzoxazolylmethylamino)ethoxy]phenyl]-2,4-thiazolidinedione (1) showed no antihyperglycemic activity in *ob/ob* mice, and subsequent studies showed this compound to require relatively high amounts for PPAR γ activation. (Cantello et al, J. Med. Chem., 1994, 37:3977-3985 and Willson et al, J. Med. Chem., 1996, 39:665-668).



The compound 5-[4-(phenylethoxy)phenyl]-2,4-thiazolidinedione (2) showed no antihyperglycemic effect in diabetic mouse model, even though it may have aldose reductase inhibitory activity. (Sohda et al, Chem. Pharm. Bull., 1982, 30:3580-3600, and Sohda et al, Chem. Pharm. Bull., 1982, 30:3601-3616). Examples of other phenylthiazolidinedione aldose reductase inhibitors include 5-[4-(4-chlorophenoxy)phenyl]-2,4-thiazolidinedione, 5-[4-(4-chlorobenzoyloxy)phenyl]-2,4-thiazolidinedione, 5-[4-(2-pyridylethoxy)phenyl]-2,4-thiazolidinedione, 5-[4-(6-methyl-2-pyridylethoxy)phenyl]-2,4-thiazolidinedione, and 5-[4-(2-thienylethoxy)phenyl]-2,4-thiazolidinedione. (Sohda et al, Chem. Pharm. Bull., 1982, 30:3601-3616).



PCT Published Application WO97/22600 discloses antihyperglycemic 5-[3-(carboxamido)phenyl]-2,4-thiazolidinediones of the formula



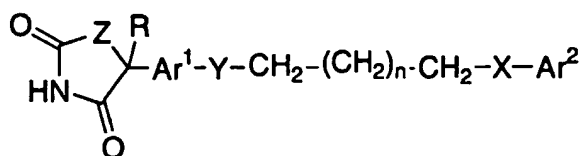
Some oxazolidinedione compounds having the oxazolidinedione ring bound directly to the aryl group have been synthesized and have been found to have some hypoglycemic activity. See for example (1) R. Dow, et al., *J. Med. Chem.*, **34**, 1538-1544 (1991); (2) R. Schnur, et al., *J. Med. Chem.* **29**, 770-778 (1986); (3) US Patent 4,367,234; (4) US Patent 4,342,771; and (5) US Patent 4,332,952.

Very few examples have been published relating to the utility of compounds analogous to those described above but bearing a substituent in place of the hydrogen on the 5-position of the thiazolidinedione and oxazolidinedione rings described above. One example of a methyl substituent can be seen in the article by Schnur, et al, in *J. Med. Chem.* (1986), cited above. It has very low activity as a hypoglycemic agent.

The present inventors have found that certain substituted 5-aryl-2,4-thiazolidinediones and 5-aryl-2,4-oxazolidinediones having a substituent in the 5-position of the thiazolidinoline or oxazolidinedione ring are potent agonists of PPAR, in particular the α and/or γ subtypes, and especially the γ subtype or both the α/γ subtypes. These compounds are therefore useful in the treatment, control or prevention of diabetes, hyperglycemia, dyslipidemia, hyperlipidemia (including hypercholesterolemia and hypertriglyceridemia), atherosclerosis, obesity, vascular restenosis, and other PPAR α and/or γ mediated diseases, disorders and conditions.

SUMMARY OF THE INVENTION

The present invention provides compounds having the formula I:



I

5

wherein

Ar¹ is (1) arylene or
(2) heteroarylene,

10

wherein said arylene and heteroarylene are optionally substituted with from 1 to 4 groups selected from R^a;

Ar² is (1) aryl or
(2) heteroaryl,

wherein said aryl and heteroaryl are substituted with from 1-5 groups independently selected from R^a;

15

X and Y are independently O, S, N-R^b, or CH₂;

Z is O or S;

n is 0 to 3;

20

R is (1) C₁₋₃ alkyl, optionally substituted with 1-7 fluorine atoms
and/or 1-3 chlorine atoms;
(2) F, or
(3) Cl;

25

R^a is (1) C₁₋₁₅ alkanoyl,
(2) C₁₋₁₅ alkyl,
(3) C₂₋₁₅ alkenyl,
(4) C₂₋₁₅ alkynyl,
(5) halo,
(6) OR^b,
30 (7) aryl,

- (8) heteroaryl,
- (9) cycloalkyl having from 3-8 carbon atoms; or
- (10) a 3-10 membered heterocycle containing one or more heteroatoms selected from N, S, O, and SO₂;

5 wherein said alkyl, alkenyl, alkynyl, and alkanoyl are optionally substituted with from 1-5 groups selected from R^c, and said aryl, heteroaryl, cycloalkyl, and heterocycle are optionally substituted with 1 to 5 groups selected from R^d;

- 10 R^b is
- (1) hydrogen,
 - (2) C₁₋₁₀alkyl,
 - (3) C₂₋₁₀alkenyl,
 - (4) C₂₋₁₀alkynyl,
 - (5) aryl,
 - (6) heteroaryl,
 - 15 (7) aryl C₁₋₁₅ alkyl,
 - (8) heteroaryl C₁₋₁₅ alkyl,
 - (9) C₁₋₁₅ alkanoyl,
 - (10) C₃₋₈cycloalkyl,

20 wherein said alkyl, alkenyl, and alkynyl are optionally substituted with one to four substituents independently selected from R^c, and said cycloalkyl, aryl and heteroaryl are optionally substituted with one to four substituents independently selected from R^d;

- 25 R^c is
- (1) halo,
 - (2) aryl,
 - (3) heteroaryl,
 - (4) CN,
 - (5) NO₂,
 - (6) OR^f;
 - (7) S(O)_mR^f, m = 0, 1 or 2, provided that R^f is not H when m is
 - 30 1 or 2;
 - (8) NR^fR^f,
 - (9) NR^fCOR^f,
 - (10) NR^fCO₂R^f,
 - (11) NR^fCON(R^f)₂,

- (12) $\text{NR}^f\text{SO}_2\text{R}^f$, provided that R^f is not H,
 (13) COR^f ,
 (14) CO_2R^f ,
 (15) $\text{CON}(\text{R}^f)_2$,
 5 (16) $\text{SO}_2\text{N}(\text{R}^f)_2$,
 (17) $\text{OCON}(\text{R}^f)_2$, or
 (18) C₃₋₈cycloalkyl,
 wherein said cycloalkyl, aryl and heteroaryl are optionally substituted with 1 to 3 groups of halo or C₁₋₆ alkyl;
- 10 R^d is (1) a group selected from R^c ,
 (2) C₁₋₁₀ alkyl,
 (3) C₂₋₁₀ alkenyl,
 (4) C₂₋₁₀ alkynyl,
 (5) aryl C₁₋₁₀alkyl, or
 15 (6) heteroaryl C₁₋₁₀ alkyl,
 wherein said alkyl, alkenyl, alkynyl, aryl C₁₋₁₀ alkyl, and heteroaryl C₁₋₁₀ alkyl, are optionally substituted with a group independently selected from R^e ;
- 20 R^e is (1) halogen,
 (2) amino,
 (3) carboxy,
 (4) C₁₋₄alkyl,
 (5) C₁₋₄alkoxy,
 (6) hydroxy,
 25 (7) aryl,
 (8) aryl C₁₋₄alkyl, or
 (9) aryloxy;
- R^f is (1) hydrogen,
 (2) C₁₋₁₀alkyl,
 30 (3) C₂₋₁₀alkenyl,
 (4) C₂₋₁₀alkynyl,
 (5) aryl,
 (6) heteroaryl,
 (7) aryl C₁₋₁₅ alkyl,

(8) heteroaryl C₁₋₁₅ alkyl,

(9) C₁₋₁₅ alkanoyl,

(10) C₃₋₈cycloalkyl;

5 wherein said alkyl, alkenyl, alkynyl, aryl, heteroaryl, alkanoyl and cycloalkyl are optionally substituted with one to four groups independently selected from R^e;

or a pharmaceutically acceptable salt thereof.

10 DETAILED DESCRIPTION OF THE INVENTION

The compounds of Formula I have a number of preferred embodiments, including:

(1) compounds of Formula I wherein Z is sulfur;

15 (2) compounds of Formula I wherein Ar¹ is arylene optionally substituted with 1-4 groups independently selected from R^a ;

(3) compounds in which Ar¹ is phenylene optionally substituted with 1-2 groups independently selected from halogen and C₁₋₄ alkyl;

(4) compounds in which R is methyl or fluoro; and

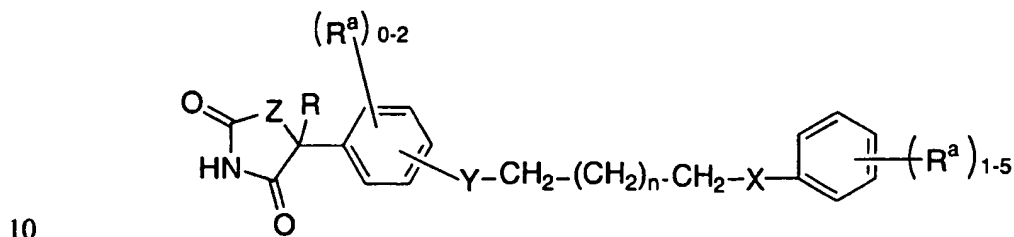
20 (5) compounds in which n is 1 or 2.

Another embodiment includes compounds of Formula I in which X and Y are independently CH₂, O or S. A variant of this is compounds of Formula I in which X and Y are each independently O or S.

25 Another embodiment comprises compounds of Formula I in which Ar² is aryl, where the aryl is substituted with one R^a group in the ortho position and is optionally substituted with 1-3 additional groups independently selected from R_a. In the compounds in which an R_a is in the ortho position, the ortho R_a may preferably be selected from the group consisting of (1) C₃₋₁₀ alkyl optionally substituted with
30 1-4 groups independently selected from halo and C₃₋₆cycloalkyl; (2) C₃₋₁₀ alkenyl; or (3) C₃₋₈ cycloalkyl. Ar² in these compounds is preferably a phenyl ring. A preferred variant of this embodiment comprises compounds in which two of the optional substituents R^a are on adjacent carbon atoms in the Ar² phenyl ring and are joined to form a 5- or 6-membered aromatic heterocyclic ring fused to Ar², wherein

the ring contains 1-2 heteroatoms independently selected from N, O, and S(O)_m, where m is 0-2, with the aromatic heterocyclic ring that is fused to Ar² being optionally substituted with 1-2 groups independently selected from R^a. Specific examples of aromatic heterocyclic rings fused to Ar² include isoxazole, thiophene, thiophene S-oxide, thiophene S-dioxide, and furan.

Compounds having the Formula Ia below are a preferred subset of compounds that are described by Formula I:



Ia

where X, Y, Z, n, R, and R^a are as previously defined.

15 Emodiments of compounds having Formula Ia include:

- (1) compounds in which Z is S;
- (2) compounds in which Z is O;
- (3) compounds in which Y is S or O, and X is O; and
- (4) compounds in which n is 1 or 2.

20

Another embodiment of Formula Ia includes compounds in which one group R^a is ortho to X and is selected from the group consisting of:

- (1) C₃-10 alkyl optionally substituted with 1-4 groups independently selected from halo and C₃-6cycloalkyl,
 - (2) C₃-10 alkenyl, and
 - (3) C₃-8 cycloalkyl.
- 25

In preferred compounds of this group, X is O; Y is O or S; the group R^a that is ortho to X is C₁-4 alkyl; and one optional substituent R^a on the benzene ring that is connected to X is either O-aryl, where O-aryl is optionally substituted with 1-3 groups

independently selected from R^d, or is unsubstituted cycloalkyl. In particularly preferred embodiments of this last group of compounds, Z is S; Y is O; and R is C₁₋₄ alkyl or fluoro.

5 Specific examples of compounds of the instant invention are provided in Examples 1-9 and in Table 1.

 The current invention also includes pharmaceutical compositions that comprise the compounds of Formula I and a pharmaceutically acceptable carrier.

10

 The current invention also provides a method for treating or controlling diabetes mellitus in a mammal which comprises administering to the mammal a therapeutically effective amount of a compound of Formula I.

15

 The current invention also provides a method for treating or controlling hyperglycemia in a mammal which comprises administering to the mammal a therapeutically effective amount of a compound of Formula I.

20

 The current invention also provides a method for treating, controlling or preventing hyperlipidemia in a mammal which comprises administering to the mammal a therapeutically effective amount of a compound of Formula I.

25

 The current invention also provides a method for treating, controlling or preventing obesity in a mammal which comprises administering to the mammal a therapeutically effective amount of a compound of Formula I.

30

 The current invention also provides a method for treating, controlling or preventing hypercholesterolemia in a mammal which comprises administering to the mammal a therapeutically effective amount of a compound of Formula I.

 The current invention also provides a method for treating, controlling or preventing hypertriglyceridemia in a mammal which comprises administering to the mammal a therapeutically effective amount of a compound of Formula I.

The current invention also provides a method for treating, controlling or preventing dyslipidemia in a mammal which comprises administering to the mammal a therapeutically effective amount of a compound of Formula I.

5 Definitions

"Alkyl", as well as other groups having the prefix "alk", such as alkoxy, alkanoyl, means carbon chains which may be linear or branched or combinations thereof. Examples of alkyl groups include methyl, ethyl, propyl, isopropyl, butyl, sec- and tert-butyl, pentyl, hexyl, heptyl, octyl, nonyl, and the like.

10 "Alkenyl" means carbon chains which contain at least one carbon-carbon double bond, and which may be linear or branched or combinations thereof. Examples of alkenyl include vinyl, allyl, isopropenyl, pentenyl, hexenyl, heptenyl, 1-propenyl, 2-butenyl, 2-methyl-2-butenyl, and the like.

15 "Alkynyl" means carbon chains which contain at least one carbon-carbon triple bond, and which may be linear or branched or combinations thereof. Examples of alkynyl include ethynyl, propargyl, 3-methyl-1-pentynyl, 2-heptynyl and the like.

20 "Cycloalkyl" means mono- or bicyclic saturated carbocyclic rings, each having from 3 to 10 carbon atoms. The term also includes a monocyclic ring fused to an aryl group in which the point of attachment is on the non-aromatic portion. Examples of cycloalkyl include cyclopropyl, cyclopentyl, cyclohexyl, cycloheptyl, and the like.

25 "Aryl" (and "arylene") means mono- or bicyclic aromatic rings containing only carbon ring atoms. The term also includes an aryl group fused to a monocyclic cycloalkyl or monocyclic heterocyclic group in which the point(s) of attachment is on the aromatic portion. "Heterocycle" and "heterocyclic" means a fully or partially saturated ring containing at least one heteroatom selected from N, S and O, each of said rings having from 3 to 10 atoms. Examples of aryl include phenyl, naphthyl, indanyl, indenyl, tetrahydronaphthyl, 2,3-dihydrobenzofuranyl, benzopyranyl, 1,4-benzodioxanyl, benzoxazolyl, benzisoxazolyl, and the like. 30 Examples of heterocycles include tetrahydrofuran, piperazine, and morpholine.

35 "Heteroaryl" (and heteroarylene) means a mono-, bi- or tricyclic aromatic ring containing at least one ring heteroatom selected from N, O and S (including SO and SO₂), with each ring containing 5 to 6 atoms. Examples of heteroaryl include pyrrolyl, isoxazolyl, isothiazolyl, pyrazolyl, pyridyl, oxazolyl,

oxadiazolyl, thiadiazolyl, thiazolyl, imidazolyl, triazolyl, tetrazolyl, furanyl, triazinyl, thienyl, pyrimidyl, pyridazinyl, pyrazinyl, benzisoxazolyl, benzoxazolyl, benzothiazolyl, benzimidazolyl, benzofuranyl, benzothiophenyl (including S-oxide and dioxide), furo(2,3-b)pyridyl, quinolyl, indolyl, isoquinolyl, dibenzofuran and the
5 like.

"Halogen" includes fluorine, chlorine, bromine and iodine.

The term "ortho-substituted" means the substituent is attached to a ring atom that is adjacent to the point of attachment to the backbone of the molecule.

"Meta-substituted" and "para-substituted" are defined analogously based on the point
10 of attachment of the ring to the backbone of the molecule.

The term "composition", as in pharmaceutical composition, is intended to encompass a product comprising the active ingredient(s), and the inert ingredient(s) that make up the carrier, as well as any product which results, directly or indirectly, from combination, complexation or aggregation of any two or more of the ingredients,
15 or from dissociation of one or more of the ingredients, or from other types of reactions or interactions of one or more of the ingredients. Accordingly, the pharmaceutical compositions of the present invention encompass any composition made by admixing a compound of the present invention and a pharmaceutically acceptable carrier.

20 Optical Isomers - Diastereomers - Geometric Isomers - Tautomers

Compounds of Formula I may contain one or more asymmetric centers and can thus occur as racemates and racemic mixtures, single enantiomers, diastereomeric mixtures and individual diastereomers. The R- and S-enantiomers of these compounds do not readily interconvert at the 5-TZD or 5-OZD position. The
25 present invention is meant to comprehend all such isomeric forms of the compounds of Formula I.

Some of the compounds described herein contain olefinic double bonds, and unless specified otherwise, are meant to include both E and Z geometric isomers.

30 Some of the compounds described herein may exist with different points of attachment of hydrogen, referred to as tautomers. Such an example may be a ketone and its enol form known as keto-enol tautomers. The individual tautomers as well as mixtures thereof are encompassed with compounds of Formula I.

Compounds of the Formula I may be separated into diastereoisomeric
35 pairs of enantiomers by, for example, fractional crystallization from a suitable solvent,

for example methanol or ethyl acetate or a mixture thereof. The pair of enantiomers thus obtained may be separated into individual stereoisomers by conventional means, for example by the use of an optically active acid as a resolving agent.

Alternatively, any enantiomer of a compound of the general Formula I
5 or Ia may be obtained by stereospecific synthesis using optically pure starting materials or reagents of known configuration.

Salts

The term "pharmaceutically acceptable salts" refers to salts prepared
10 from pharmaceutically acceptable non-toxic bases or acids including inorganic or organic bases and inorganic or organic acids. Salts derived from inorganic bases include aluminum, ammonium, calcium, copper, ferric, ferrous, lithium, magnesium, manganic salts, manganous, potassium, sodium, zinc, and the like. Particularly preferred are the ammonium, calcium, magnesium, potassium, and sodium salts. Salts
15 in the solid form may exist in more than one crystal structure, and may also be in the form of hydrates. Salts derived from pharmaceutically acceptable organic non-toxic bases include salts of primary, secondary, and tertiary amines, substituted amines including naturally occurring substituted amines, cyclic amines, and basic ion exchange resins, such as arginine, betaine, caffeine, choline, N,N'-
20 dibenzylethylenediamine, diethylamine, 2-diethylaminoethanol, 2-dimethylaminoethanol, ethanolamine, ethylenediamine, N-ethyl-morpholine, N-ethylpiperidine, glucamine, glucosamine, histidine, hydrabamine, isopropylamine, lysine, methylglucamine, morpholine, piperazine, piperidine, polyamine resins, procaine, purines, theobromine, triethylamine, trimethylamine, tripropylamine,
25 tromethamine, and the like.

When the compound of the present invention is basic, salts may be prepared from pharmaceutically acceptable non-toxic acids, including inorganic and organic acids. Such acids include acetic, benzenesulfonic, benzoic, camphorsulfonic, citric, ethanesulfonic, fumaric, gluconic, glutamic, hydrobromic, hydrochloric,
30 isethionic, lactic, maleic, malic, mandelic, methanesulfonic, mucic, nitric, pamoic, pantothenic, phosphoric, succinic, sulfuric, tartaric, p-toluenesulfonic acid, and the like. Particularly preferred are citric, hydrobromic, hydrochloric, maleic, phosphoric, sulfuric, and tartaric acids.

It will be understood that, as used herein, references to the compounds
35 of Formula I are meant to also include the pharmaceutically acceptable salts.

Utilities

Compounds of the present invention are potent agonists of various peroxisome proliferator activator receptor subtypes, particularly PPAR α and/or PPAR γ . Compounds of the present invention may be selective agonists of one receptor subtype, e.g. PPAR γ agonists, or they may be agonists of more than one receptor subtypes, e.g. dual PPAR α/γ agonists. Compounds of the present invention are useful in treating, controlling or preventing diseases, disorders or conditions, where the treatment is mediated by the activation of an individual PPAR subtype (α or γ), or a combination of PPAR subtypes (e.g. α/γ). Thus one aspect of the present invention provides a method for the treatment, control or prevention of such diseases, disorders, or conditions in a mammal which comprises administering to such mammal a therapeutically effective amount of a compound of Formula I. The diseases, disorders or conditions for which compounds of the present invention are useful in treating, controlling or preventing include, but are not limited to, (1) diabetes mellitus, (2) hyperglycemia, (3) obesity, (4) hyperlipidemia, (5) hypertriglyceridemia, (6) hypercholesterolemia (including raising HDL levels), (7) atherosclerosis, (8) vascular restenosis, (9) irritable bowel syndrome, (10) pancreatitis, (11) abdominal obesity, (12) adipose cell tumors, (13) adipose cell carcinomas such as liposarcoma, (14) dyslipidemia, and (15) other disorders where insulin resistance is a component including Syndrome X and ovarian hyperandrogenism (polycystic ovarian syndrome).

Another aspect of the invention provides a method for the treatment, control, or prevention of hypercholesterolemia which comprises administering to a mammal in need of such treatment a therapeutically effective amount of an agonist of both PPAR α and PPAR γ (PPAR α/γ dual agonist). The dual agonist may be advantageously administered with a cholesterol biosynthesis inhibitor, particularly an HMG-CoA reductase inhibitor such as lovastatin, simvastatin, pravastatin, fluvastatin, atorvastatin and rivastatin.

30 Administration and Dose Ranges

Any suitable route of administration may be employed for providing a mammal, especially a human with an effective dosage of a compound of the present invention. For example, oral, rectal, topical, parenteral, ocular, pulmonary, nasal, and the like may be employed. Dosage forms include tablets, troches, dispersions,

suspensions, solutions, capsules, creams, ointments, aerosols, and the like. Preferably compounds of Formula I are administered orally.

The effective dosage of active ingredient employed may vary depending on the particular compound employed, the mode of administration, the condition being treated and the severity of the condition being treated. Such dosage
5 may be ascertained readily by a person skilled in the art.

When treating or preventing diabetes mellitus and/or hyperglycemia or hypertriglyceridemia or other diseases for which compounds of Formula I are indicated, generally satisfactory results are obtained when the compounds of the present invention are administered at a daily dosage of from about 0.1 milligram to
10 about 100 milligram per kilogram of animal body weight, preferably given as a single daily dose or in divided doses two to six times a day, or in sustained release form. For most large mammals, the total daily dosage is from about 1.0 milligrams to about 1000 milligrams, preferably from about 1 milligram to about 50 milligrams. In the
15 case of a 70 kg adult human, the total daily dose will generally be from about 7 milligrams to about 350 milligrams. This dosage regimen may be adjusted to provide the optimal therapeutic response.

Pharmaceutical Compositions

Another aspect of the present invention provides pharmaceutical compositions which comprises a compound of Formula I and a pharmaceutically acceptable carrier. The pharmaceutical compositions of the present invention comprise a compound of Formula I as an active ingredient or a pharmaceutically acceptable salt thereof, and may also contain a pharmaceutically acceptable carrier
20 and optionally other therapeutic ingredients. The term "pharmaceutically acceptable salts" refers to salts prepared from pharmaceutically acceptable non-toxic bases or acids including inorganic bases or acids and organic bases or acids.

The compositions include compositions suitable for oral, rectal, topical, parenteral (including subcutaneous, intramuscular, and intravenous), ocular
30 (ophthalmic), pulmonary (nasal or buccal inhalation), or nasal administration, although the most suitable route in any given case will depend on the nature and severity of the conditions being treated and on the nature of the active ingredient. They may be conveniently presented in unit dosage form and prepared by any of the methods well-known in the art of pharmacy.

In practical use, the compounds of Formula I can be combined as the active ingredient in intimate admixture with a pharmaceutical carrier according to conventional pharmaceutical compounding techniques. The carrier may take a wide variety of forms depending on the form of preparation desired for administration, e.g.,
5 oral or parenteral (including intravenous). In preparing the compositions for oral dosage form, any of the usual pharmaceutical media may be employed, such as, for example, water, glycols, oils, alcohols, flavoring agents, preservatives, coloring agents and the like in the case of oral liquid preparations, such as, for example, suspensions, elixirs and solutions; or carriers such as starches, sugars, microcrystalline cellulose,
10 diluents, granulating agents, lubricants, binders, disintegrating agents and the like in the case of oral solid preparations such as, for example, powders, hard and soft capsules and tablets, with the solid oral preparations being preferred over the liquid preparations.

Because of their ease of administration, tablets and capsules represent
15 the most advantageous oral dosage unit form in which case solid pharmaceutical carriers are obviously employed. If desired, tablets may be coated by standard aqueous or nonaqueous techniques. Such compositions and preparations should contain at least 0.1 percent of active compound. The percentage of active compound in these compositions may, of course, be varied and may conveniently be between
20 about 2 percent to about 60 percent of the weight of the unit. The amount of active compound in such therapeutically useful compositions is such that an effective dosage will be obtained. The active compounds can also be administered intranasally as, for example, liquid drops or spray.

The tablets, pills, capsules, and the like may also contain a binder such
25 as gum tragacanth, acacia, corn starch or gelatin; excipients such as dicalcium phosphate; a disintegrating agent such as corn starch, potato starch, alginic acid; a lubricant such as magnesium stearate; and a sweetening agent such as sucrose, lactose or saccharin. When a dosage unit form is a capsule, it may contain, in addition to materials of the above type, a liquid carrier such as a fatty oil.

30 Various other materials may be present as coatings or to modify the physical form of the dosage unit. For instance, tablets may be coated with shellac, sugar or both. A syrup or elixir may contain, in addition to the active ingredient, sucrose as a sweetening agent, methyl and propylparabens as preservatives, a dye and a flavoring such as cherry or orange flavor.

Compounds of formula I may also be administered parenterally.

Solutions or suspensions of these active compounds can be prepared in water suitably mixed with a surfactant such as hydroxy-propylcellulose. Dispersions can also be prepared in glycerol, liquid polyethylene glycols and mixtures thereof in oils. Under
5 ordinary conditions of storage and use, these preparations contain a preservative to prevent the growth of microorganisms.

The pharmaceutical forms suitable for injectable use include sterile aqueous solutions or dispersions and sterile powders for the extemporaneous preparation of sterile injectable solutions or dispersions. In all cases, the form must
10 be sterile and must be fluid to the extent that easy syringability exists. It must be stable under the conditions of manufacture and storage and must be preserved against the contaminating action of microorganisms such as bacteria and fungi. The carrier can be a solvent or dispersion medium containing, for example, water, ethanol, polyol (e.g. glycerol, propylene glycol and liquid polyethylene glycol), suitable mixtures
15 thereof, and vegetable oils.

Combination Therapy

Compounds of Formula I may be used in combination with other drugs that may also be useful in the treatment, prevention, suppression or amelioration of
20 the diseases or conditions for which compounds of Formula I are useful. Such other drugs may be administered, by a route and in an amount commonly used therefor, contemporaneously or sequentially with a compound of Formula I. When a compound of Formula I is used contemporaneously with one or more other drugs, a pharmaceutical composition in unit dosage form containing such other drugs and the
25 compound of Formula I is preferred. It is also contemplated that when used in combination with one or more other active ingredients, the compound of the present invention and the other active ingredients may be used in lower doses than when each is used singly. Accordingly, the pharmaceutical compositions of the present invention include those that contain one or more other active ingredients, in addition to a
30 compound of Formula I.

Examples of other active ingredients that may be combined with a compound of Formula I, either administered separately or in the same pharmaceutical compositions, include, but are not limited to:

(a) insulin sensitizers including (i) PPAR γ agonists such as the
35 glitazones (e.g. troglitazone, pioglitazone, englitazone, MCC-555, BRL49653

(rosiglitazone), and the like), and compounds disclosed in WO97/27857, 97/28115, 97/28137 and 97/27847; (ii) biguanides such as metformin and phenformin;

(b) insulin or insulin mimetics;

(c) sulfonylureas such as tolbutamide and glipizide, or related

5 materials;

(d) α -glucosidase inhibitors (such as acarbose),

(e) cholesterol lowering agents such as (i) HMG-CoA reductase inhibitors (lovastatin, simvastatin and pravastatin, fluvastatin, atorvastatin, rivastatin and other statins), (ii) sequestrants (cholestyramine, colestipol and a

10 dialkylaminoalkyl derivatives of a cross-linked dextran), (iii) nicotiny alcohol, nicotinic acid or a salt thereof, (iv) PPAR α agonists such as fenofibric acid derivatives (gemfibrozil, clofibrate, fenofibrate and benzafibrate), (v) inhibitors of cholesterol absorption for example beta-sitosterol and (acyl CoA:cholesterol acyltransferase) inhibitors for example melinamide and (vi) probucol;

15 (f) PPAR δ agonists such as those disclosed in WO97/28149;

(g) antiobesity compounds such as fenfluramine, dexfenfluramine, phentiramine, sulbitramine, orlistat, neuropeptide Y5 inhibitors, and β_3 adrenergic receptor agonist;

(h) ileal bile acid transporter inhibitor.

20

BIOLOGICAL ASSAYS

A. White Adipose Tissue *in vitro* Assay

25 This assay measures the efficacy of the instant compounds to enhance the insulin activation of ^{14}C -glucose incorporation into glycogen in white adipose tissue (WAT) in a 5 hour completely *in vitro* system. All procedures are performed in medium 199 containing 1% bovine serum albumen, 5 mM HEPES, and antibiotic (100 units/ml penicillin, 100 $\mu\text{g}/\text{ml}$ streptomycin sulfate, 0.25 $\mu\text{g}/\text{ml}$ amphotericin B),

30 hereafter called culture medium. Epididymyl fat pads are minced with scissors into small fragments, approximately 1 mm in diameter. Minced WAT fragments (100 mg) are incubated in a total volume of 0.9 ml culture medium containing 1 mU/ml insulin and test compound in tissue culture incubator at 37°C with 5% CO_2 with orbital shaking for 3 hours. ^{14}C -labeled glucose is added and incubation continued

for 2 hours. Tubes are centrifuged at low speed, infranatant is removed and 1 M NaOH is added. Incubation of alkali-treated WAT for 10 minutes at 60°C solubilizes tissue. Resulting tissue hydrolysate is applied to Whatman filter paper strips which are then rinsed in 66% ethanol followed by 100% acetone which removes
5 unincorporated ^{14}C -glucose from bound ^{14}C -glycogen. The dried paper is then incubated in solution of amyloglucosidase to cleave glycogen into glucose. Scintillation fluid is added and samples are counted for ^{14}C activity. Test compounds that resulted in ^{14}C activity substantially above incubations with insulin alone are considered active insulin-enhancing agents. Active compounds were titrated to
10 determine the compound concentration which resulted in 50% of maximum enhancement of insulin activation and were termed EC_{50} values.

B. Gal-4 hPPAR Transactivation Assays

15 (a) Plasmids

The chimeric receptor expression constructs, pcDNA3-hPPAR γ /GAL4, pcDNA3-hPPAR δ /GAL4, pcDNA3-hPPAR α /GAL4 were prepared by inserting the yeast GAL4 transcription factor DBD adjacent to the ligand binding domains (LBDs) of hPPAR γ , hPPAR δ , hPPAR α , respectively. The reporter construct, pUAS(5X)-tk-luc was generated by inserting 5 copies of the GAL4 response element upstream of the
20 herpes virus minimal thymidine kinase promoter and the luciferase reporter gene. pCMV-lacZ contains the galactosidase Z gene under the regulation of the cytomegalovirus promoter.

25 (b) Cell culture and Transactivation Assays

COS-1 cells were seeded at 12×10^3 cells/well in 96 well cell culture plates in high glucose Dulbecco's modified Eagle medium (DMEM) containing 10% charcoal stripped fetal calf serum (Gemini Bio-Products, Calabasas, CA), nonessential amino acids, 100 units/ml Penicillin G and 100 mg/ml Streptomycin sulfate at 37 °C
30 in a humidified atmosphere of 10% CO_2 . After 24 h, transfections were performed with Lipofectamine (GIBCO BRL, Gaithersburg, MD) according to the instructions of the manufacturer. Briefly, transfection mixes for each well contained 0.48 μl of Lipofectamine, 0.00075 μg of pcDNA3-PPAR/GAL4 expression vector, 0.045 μg of pUAS(5X)-tk-luc reporter vector and 0.0002 μg of pCMV-lacZ as an internal control
35 for transactivation efficiency. Cells were incubated in the transfection mixture for 5 h

at 37° C in an atmosphere of 10% CO₂. The cells were then incubated for ~48 h in fresh high glucose DMEM containing 5% charcoal stripped fetal calf serum, nonessential amino acids, 100 units/ml Penicillin G and 100 mg/ml Streptomycin sulfate ± increasing concentrations of test compound. Since the compounds were solubilized in DMSO, control cells were incubated with equivalent concentrations of DMSO; final DMSO concentrations were ≤ 0.1%, a concentration which was shown not to effect transactivation activity. Cell lysates were produced using Reporter Lysis Buffer (Promega, Madison, WI) according to the manufacturer's instructions. Luciferase activity in cell extracts was determined using Luciferase Assay Buffer (Promega, Madison, WI) in an ML3000 luminometer (Dynatech Laboratories, Chantilly, VA). β-galactosidase activity was determined using β-D-galactopyranoside (Calbiochem, San Diego, CA).

C. *In Vivo* Studies

15

Male db/db mice (10-11 week old C57Bl/KFJ, Jackson Labs, Bar Harbor, ME) were housed 5/cage and allowed *ad lib.* access to ground Purina rodent chow and water. The animals, and their food, were weighed every 2 days and were dosed daily by gavage with vehicle (0.5% carboxymethylcellulose) ± test compound at the indicated dose. Drug suspensions were prepared daily. Plasma glucose, and triglyceride concentrations were determined from blood obtained by tail bleeds at 3-5 day intervals during the study period. Glucose, and triglyceride, determinations were performed on a Boehringer Mannheim Hitachi 911 automatic analyzer (Boehringer Mannheim, Indianapolis, IN) using heparinized plasma diluted 1:6 (v/v) with normal saline. Lean animals were age-matched heterozygous mice maintained in the same manner.

20
25

PREPARATIVE METHODS

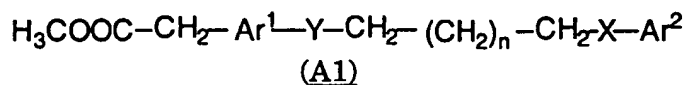
Compounds of formula I without the substituent on the 5-position of the thiazolidinedione ring may be prepared according to the methods outlined in Schemes 1-4. The variables in the schemes, unless otherwise specified, have the same meanings as defined above under formula I. The methodology for inserting a substituent on the 5-position is also summarized below. The intermediates and starting materials in Schemes 1-4 are written with respect to methylesters, but other

30

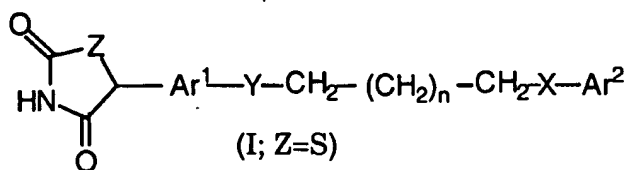
esters (e.g. C₁-C₁₅ esters) can also be used, as well as trialkyl silane groups attached to the carboxyl. Similarly, other acids, bases, halogenating agents and solvents can be used for many of the reactions in Schemes 1-4, as will be readily determined by practitioners in the field.

5

Scheme 1



- ↓
- a. LiHMDS, THF, TMSI, NBS
 - b. when Z = S, thiourea, methoxyethanol, HCl, reflux

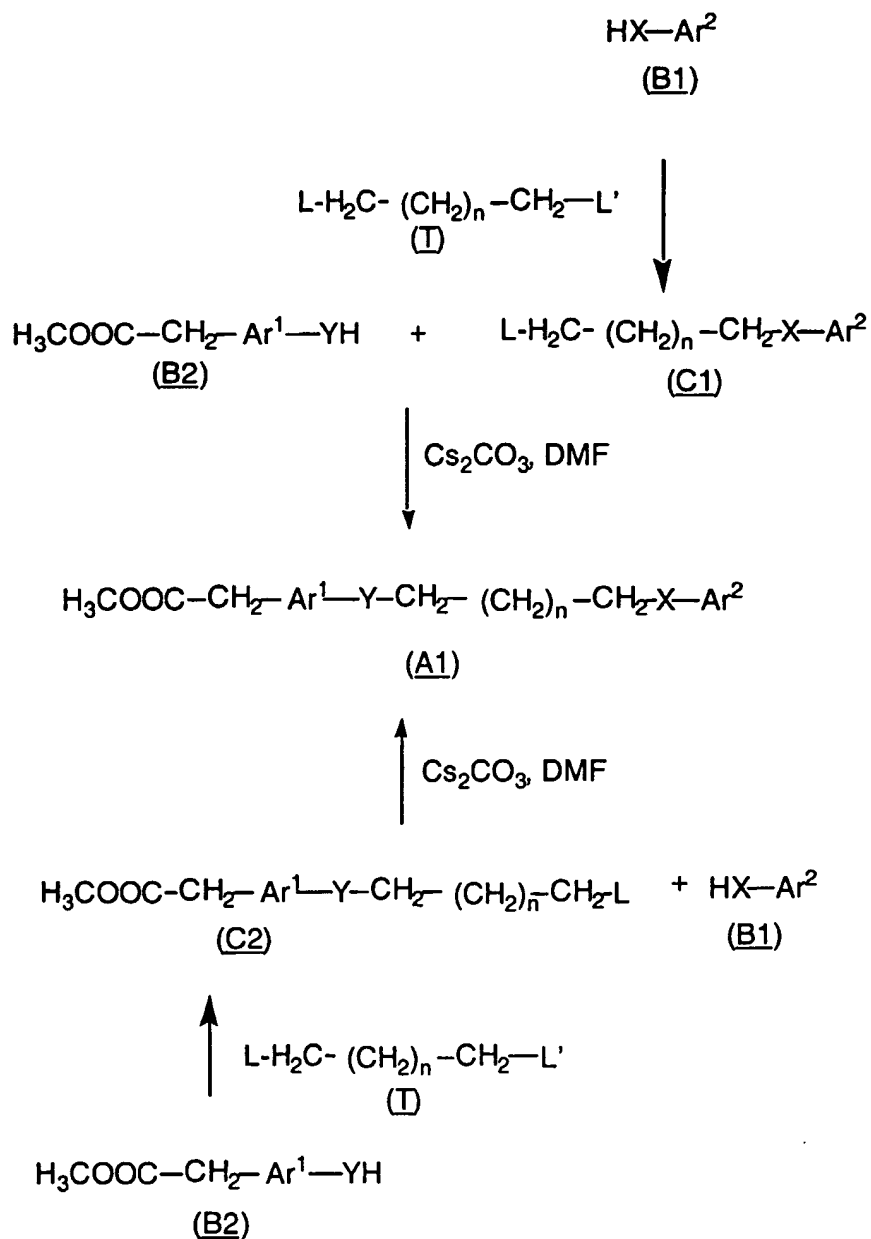


10

Alpha-bromination of an arylacetate ester intermediate A1 with a halogenating agent (e.g. N-bromosuccinimide) in the presence of a base produces a halo intermediate which may be ring-closed with thiourea (Z = S) in the presence of aqueous strong acid or sodium acetate in an alcoholic solvent such as 2-

15 methoxyethanol at elevated temperatures to give the title aryl-thiazolidinones (I; Z=S).

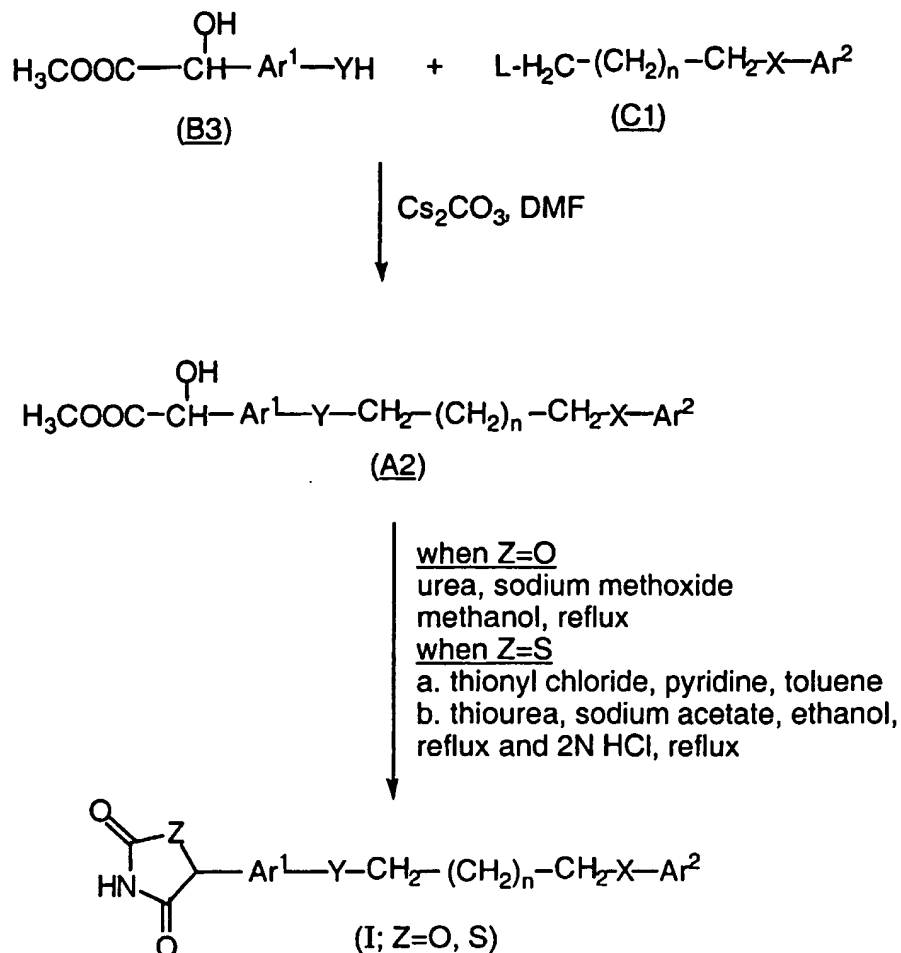
Scheme 2



L and L' are same or different leaving groups

Scheme 2 shows the synthesis of intermediate A1, which contains an Ar^1 moiety and an Ar^2 moiety connected by a ≥ 4 atom tether which includes at least two methylene groups. Intermediate A1 may be prepared by convergent synthesis by first attaching the tether T having two terminal leaving groups to either Ar^1 or Ar^2 ; in T, L and L' represent independently of each other a conventional leaving group such as halide (preferably bromide) and sulfonyloxy (e.g. mesylate or tosylate). Treatment of the tethered molecule C^1 or C^2 with the other aryl moiety B^2 or B^1 , respectively in the presence of an inorganic base (e.g. Cs_2CO_3) in DMF solution provides the tethered arylacetate ester intermediate A1. The starting materials T, B1, and B2 are either commercially available or may be prepared using known organic synthesis procedures. Compounds of formula B^1 may be prepared according to the methods described in published PCT Applications 97/27857, 97/28115 and 97/28137.

Scheme 3



- 5 In Scheme 3 an appropriately substituted mandelic acid ester B3 is reacted with the Ar² derivative having a leaving group L, C1, in the presence of an inorganic base such as cesium carbonate. The resulting product A2 is cyclized with urea in the presence of a base such as sodium methoxide to form the desired product (I; Z=O). Alternatively, the hydroxy group of A2 may be converted to the
- 10 corresponding chloride using thionyl chloride, and the resulting compound is ring-closed as described previously in Scheme 1 to provide compounds of formula I wherein Z=S. The starting materials for the synthesis depicted in Scheme 3 are either commercially available or may be prepared using known organic synthesis methodologies.

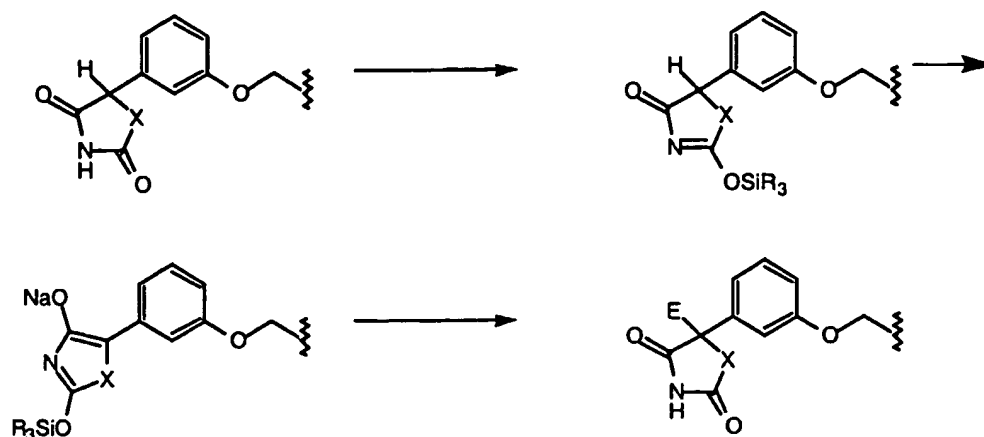
Scheme 4 shows the synthesis of intermediate A1, which contains an Ar¹ moiety and an Ar² moiety connected by a ≥ 4 atom tether in which one of X or Y is oxygen. Palladium catalyzed addition of an alkyne to either an arylbromide (E1) or triflate (E2) gives D1 or D2, respectively. Hydrogenation of the alkyne (D1 or D2) at atmospheric pressure afforded the fully saturated material, C1 or C2, which was coupled to either B1 or B2 in the presence of an inorganic base (e.g. Cs₂CO₃) in dimethylformamide solution to provide the tethered arylacetate ester intermediate A1. The starting materials for the synthesis depicted in scheme 4 are either commercially available or may be prepared using known organic synthesis methodologies.

5
10

Substitution at the 5-position of the thiazolidinedione or oxazolidinedione ring

Monosilylation of the thiazolidinedione (Z=S) or oxazolidinedione (Z=O) ring employing a strong base (for example, an alkali metal alkoxide, an alkali metal amide, an alkyl lithium compound, and the like) followed by treatment with a trialkylsilyl trifluoromethanesulfonate affords a trialkylsilane intermediate, which is believed to have the structure shown in the equation below. Other kinds of silylating reagents can also be used, such as trialkylchlorosilanes. The trialkylsilane intermediate can be functionalized at the 5-position by treatment with a second strong base in the presence of an alkylating agent, a fluorinating agent, or a vinyl compound with an electron withdrawing substituent that makes it reactive as a Michael acceptor in Michael reactions, to give for example the title 5-methyl-5-aryl-thiazolidinediones (Z=S) or oxazolidinediones (Z=O) when the alkylating agent bromomethane is employed. The chemistry is believed to proceed through the intermediates in the two equations shown immediately below. E is the functional group being added.

15
20
25

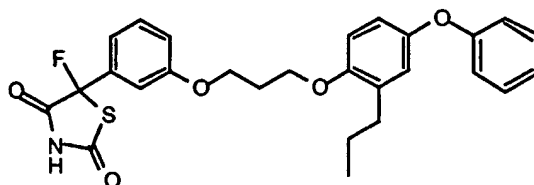


EXAMPLES

5 The following Examples are provided only to illustrate the invention and are not to be construed as limiting the invention in any manner.

EXAMPLE 1

10

5-fluoro-5-[3-(3-(2-propyl-4-phenoxyphenoxy)propoxy)phenyl]-2,4-thiazolidinedioneStep A: Preparation of 5-fluoro-5-[3-(3-(2-propyl-4-phenoxyphenoxy)propoxy)phenyl]-2,4-thiazolidinedione

15

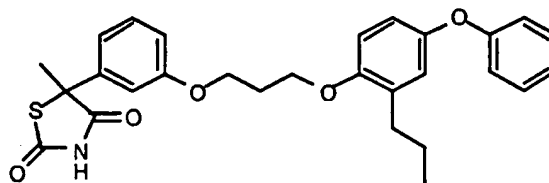
A solution of 5-[3-(3-(2-propyl-4-phenoxy)phenoxy)propoxyphenyl]-2,4-thiazolidinedione (Preparative Example 18, Step B; 501 mg; 1.049 mmol) in dry DMF (5 mL) was treated with solid potassium *tert*-butoxide (121 mg; 1.075 mmol) at 20°C. The reaction was stirred at ambient temperature for 15 minutes, affording a homogenous solution. Neat triisopropylsilyl trifluoromethanesulfonate (289 μ L;

1.075 mmol) was added dropwise at 20°C. The solution was stirred for 30 minutes at 20°C. The still homogenous solution was cooled to -10°C (ice/MeOH) and treated with solid N-fluorobenzenesulfonimide (414 mg; 1.311 mmol). The reaction was stirred at -10°C until dissolution was complete. The reaction was cooled to -78°C and treated with a solution of sodium bistrimethylsilyl amide (1.0 M in THF; 2.52 mL; 2.52 mmol). The reaction was stirred at -78°C for 1 hour, then warmed to -10°C and stirred for an additional hour. A solution of acetic acid in methyl *tert*-butyl ether (3:1 v/v; 4 mL) was added and the reaction partitioned (0.1 N HCl and isopropyl acetate). The organic was washed twice with 0.1 N HCl, dried over MgSO₄ and filtered to provide, upon evaporation, an oil. The crude product was purified by silica gel chromatography, affording the title compound.

¹H NMR (400MHz, CDCl₃): δ 8.22 (vbs, 1H), 7.38 (m, 1H), 7.33-7.23 (m, 2H), 7.19 (bs, 1H), 7.15 (t, 1H, J=2.1 Hz), 7.03 (t, 2H, J=8.2 Hz), 6.94 (dd, 2H, J=8.4, 1.9 Hz), 6.86 (d, 1H, J=2.7 Hz), 6.82 (d, 2H, J=2.9 Hz), 4.22 (t, 2H, J=6.1 Hz), 4.15 (t, 2H, J=6.0 Hz), 2.55 (t, 2H, J=7.2 Hz), 2.29 (pent, 2H, J=6.3 Hz), 1.57 (hex, 2H, J=7.3 Hz), 0.90 (t, 3H, J=7.3 Hz).

EXAMPLE 2

5-methyl-5-[3-(3-(2-propyl-4-phenoxyphenoxy)propoxy)phenyl]-2,4-thiazolidinedione



25

Step A: Preparation of 5-methyl-5-[3-(3-(2-propyl-4-phenoxyphenoxy)propoxy)phenyl]-2,4-thiazolidinedione

The title compound was prepared according to the method described in Example 1 using a solution of bromomethane in methyl *tert*-butyl ether (2.0 M) as the electrophile.

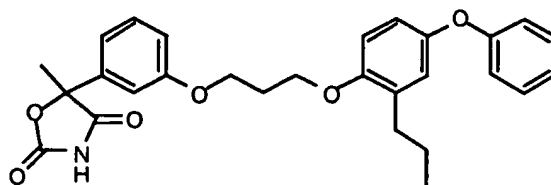
¹H NMR (400MHz, CDCl₃): δ 8.48 (brs, 1H), 7.32-7.24 (m, 3H),
 5 7.02-6.79 (m, 9H), 4.16 (t, 2H, J=6.2Hz), 4.11 (t, 2H, J=6.1Hz), 3.67 (s, 3H), 3.57 (s, 2H), 2.55 (t, 2H, J=6.2Hz), 2.27 (quint, 2H, J=6.3Hz), 2.12 (s, 3H), 1.56 (hex, 2H, J=7.2Hz), 0.96 (t, 3H, J=7.3Hz).

CI-MS m/e = 491.30 (M⁺)

10

EXAMPLE 3

5-methyl-5-[3-(3-(2-propyl-4-phenoxyphenoxy)propoxy)phenyl]-2,4-oxazolidinedione



15

Step A: Preparation of 5-methyl-5-[3-(3-(2-propyl-4-phenoxyphenoxy)propoxy)phenyl]-2,4-oxazolidinedione

The title compound was prepared by following the method of example
 20 1, using 5-[3-(3-(2-propyl-4-phenoxy)phenoxy)propoxy)phenyl]-2,4-oxazolidinedione (Preparative Example 20, Step B) as starting material and a solution of bromomethane (2.0 M; methyl *tert*-butyl ether) as the electrophile.

¹H NMR (400MHz, CDCl₃): δ 9.41 (vbs, 1H), 7.37-7.29 (m, 3H),
 7.18 (bd, 2H, J=7.5 Hz), 7.06 (bt, 1H, J=7.4 Hz), 6.97 (m, 3H), 6.90 (bs, 1H), 6.86
 25 (d, 2H, J=1.5 Hz), 4.24 (t, 2H, J=6.1 Hz), 4.17 (t, 2H, J=5.9 Hz), 2.60 (t, 2H, J=7.6

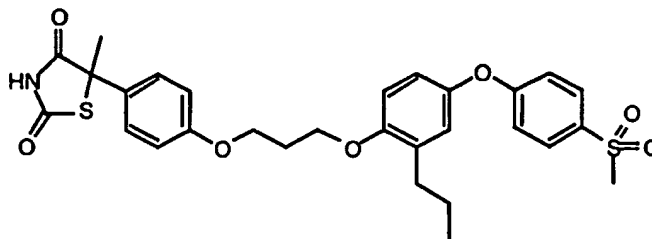
Hz), 2.32 (pent, 2H, J=6.0 Hz), 1.93 (s, 3H), 1.62 (hex, 2H, J=7.4 Hz), 0.94 (t, 3H, J=7.3 Hz).

CI-MS m/e: 498.2 (M+Na), 476.2 (M+H).

EXAMPLE 4

5-methyl-5-[4-(3-(2-propyl-4-(4'-methylsulfonyl)phenoxy-phenoxypropoxy)phenyl)-
2,4-thiazolidinedione]

5



Step A: Preparation of 5-methyl-5-[4-(3-(2-propyl-4-(4'-
methylsulfonyl)phenoxy-phenoxypropoxy)phenyl)-2,4-
thiazolidinedione]

10

The title compound was obtained employing the method described in Example 1, using 5-[4-(3-(2-propyl-4-(4'-methylsulfonyl)phenoxy-phenoxypropoxy)phenyl)-2,4-thiazolidinedione (Preparative Example 22) as the starting material and a solution of bromomethane (2.0 M; methyl *tert*-butyl ether) as the electrophile.

15

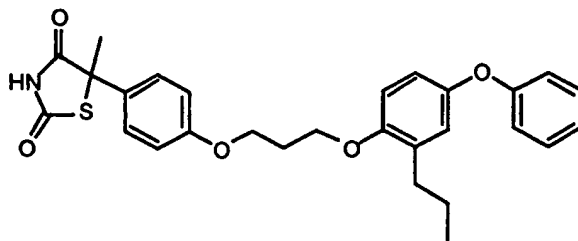
$^1\text{H NMR}$ (400MHz, CDCl_3): δ 8.45 (vbs, 1H), 7.82 (m, 2H), 7.35-6.89 (m, 9H), 4.15 (t, 2H, $J=6.8$ Hz), 4.05 (t, 2H, $J=6.3$ Hz), 3.00 (s, 3H), 2.54 (t, 2H, $J=7.2$ Hz), 2.30 (quint, 2H, $J=6.2$ Hz), 2.15 (s, 3H), 1.65 (hex, 2H, $J=7.2$ Hz), 0.90 (t, 3H, $J=7.3$ Hz).

CI-MS m/e : 592.3 (M+Na)

20

EXAMPLE 5

5-methyl-5-[4-(3-(2-propyl-4-phenoxy-phenoxypropoxy)phenyl)-2,4-thiazolidinedione]



5

Step A: Preparation of 5-methyl-5-[4-(3-(2-propyl-4-phenoxy-phenoxypropoxy)phenyl)-2,4-thiazolidinedione]

The title compound was obtained employing the method described in Example 1, using 5-[4-(3-(2-propyl-4-phenoxy)phenoxy) propoxyphenyl]-2,4-thiazolidinedione (Preparative Example 1, Step C) as the starting material and a solution of bromomethane (2.0 M; methyl *tert*-butyl ether) as the electrophile.

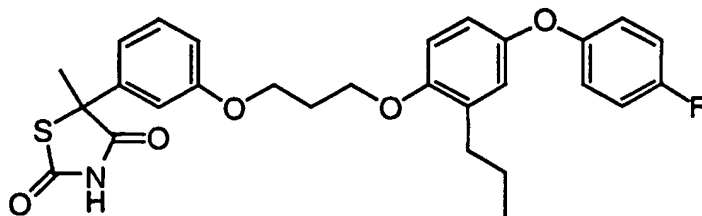
$^1\text{H NMR}$ (400MHz, CDCl_3): δ 7.99 (vbs, 1H), 7.47 (t, 1H, $J=2.8$ Hz), 7.45 (t, 1H, $J=2.7$ Hz), 7.33-7.28 (m, 2H), 7.05 (tt, 1H, $J=7.3, 1.0$ Hz), 6.96-6.93 (m, 4H), 6.87 (bs, 1H), 6.83 (apparent bd, 2H, $J=2.1$ Hz), 4.21 (t, 2H, $J=6.2$ Hz), 4.15 (t, 2H, $J=5.9$ Hz), 2.57 (t, 2H, 7.5 Hz), 2.30 (quint, 2H, $J=6.1$ Hz), 2.16 (s, 3H), 1.59 (hex, 2H, $J=6.1$ Hz), 0.92 (t, 3H, $J=7.4$ Hz).

CI-MS m/e : 491.29 (M⁺)

EXAMPLE 6

5-methyl-5-[3-(3-(2-propyl-4-(4'-fluorophenoxy)phenoxy)propoxy)phenyl]-2,4-thiazolidinedione

5



Step A: Preparation of 5-methyl-5-[3-(3-(2-propyl-4-(4'-fluorophenoxy)phenoxy)propoxy)phenyl]-2,4-thiazolidinedione

10

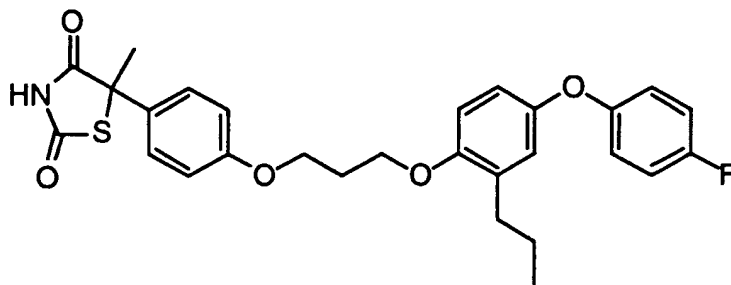
The title compound was obtained employing the method described in Example 1 using 5-[3-(3-(2-propyl-4-fluorophenoxy)phenoxy)propoxyphenyl]-2,4-thiazolidinedione (Preparative Example 27) as the starting material and a solution of bromomethane (2.0 M; methyl *tert*-butyl ether) as the electrophile. ¹H NMR (400MHz, CDCl₃): δ 8.09 (vbs, 1H), 7.33 (t, 1H, J=8.0 Hz), 7.13 (ddd, 1H, J=7.8, 1.9, 0.8 Hz), 7.09 (t, 1H, J=2.2 Hz), 7.02-6.90 (m, 3H), 6.84-6.78 (m, 4H), 4.21 (t, 2H, J=6.2 Hz), 4.15 (t, 2H, J=6.0 Hz), 2.57 (t, 2H, J=7.6 Hz), 2.30 (pent, 2H, J=6.1 Hz), 2.16 (s, 3H), 1.59 (hex, 2H, J=7.4 Hz), 0.92 (s, 3H, J=7.4 Hz).

15

CI-MS m/e: 590.29 (M⁺)

EXAMPLE 7

5-methyl-5-[4-(3-(2-propyl-4-(4'-fluorophenoxy)phenoxy)propoxy)phenyl]-2,4-thiazolidinedione



5

Step A: Preparation of 5-methyl-5-[4-(3-(2-propyl-4-(4'-
fluorophenoxy)phenoxy)propoxy)phenyl]-2,4-thiazolidinedione

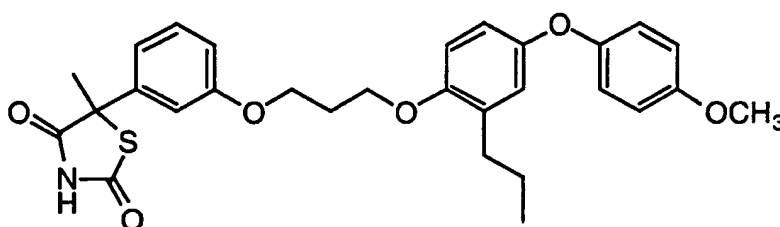
The title compound was obtained employing the method described in
10 Example 1 using 5-[4-(3-(2-propyl-4-(4-fluorophenoxy)phenoxy)propoxy)phenyl]-
2,4-thiazolidinedione (Preparative Example 72) as the starting material and a solution
of bromomethane (2.0 M; methyl *tert*-butyl ether) as the electrophile.

$^1\text{H NMR}$ (400MHz, CDCl_3): δ 8.86 (vbs, 1H), 7.47 (t, 1H, $J=2.8$ Hz),
7.45 (t, 1H, $J=2.7$ Hz), 7.01-6.89 (m, 6H), 6.83 (bd, 1H, $J=3.0$ Hz), 6.79 (t, 1H,
15 $J=2.9$ Hz), 4.20 (t, 2H, $J=6.2$ Hz), 4.13 (t, 2H, $J=6.0$ Hz), 2.56 (t, 2H, $J=7.6$ Hz),
2.29 (pent, 2H, $J=6.0$ Hz), 2.15 (s, 3H), 1.58 (hex, 2H, $J=7.7$ Hz), 0.92 (t, 3H, $J=7.4$
Hz).

CI-MS m/e : 509.30 (M^+)

EXAMPLE 8

5-methyl-5-[3-(3-(2-propyl-4-(4'-methoxyphenoxy)propoxy)phenyl)-2,4-
 5 thiazolidinedione



Step A: Preparation of 5-methyl-5-[3-(3-(2-propyl-4-(4'-
 10 methoxyphenoxy)propoxy)phenyl)-2,4-thiazolidinedione
 The title compound was obtained employing the method described in
 Example 1, using 5-[3-(3-(2-propyl-4-(4-methoxyphenoxy)
 phenoxy)propoxy)phenyl]-2,4-thiazolidinedione (Preparative Example 26) as the
 starting material and a solution of bromomethane (2.0 M; methyl *tert*-butyl ether) as
 15 the electrophile.

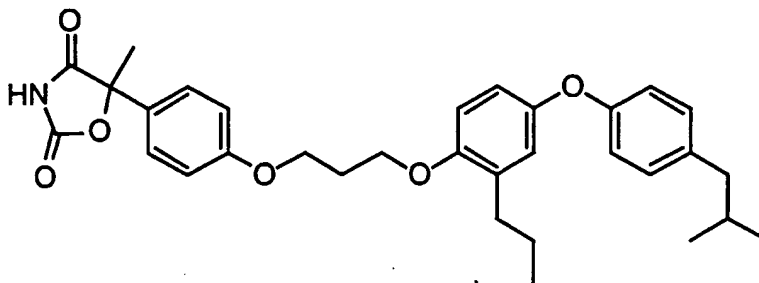
$^1\text{H NMR}$ (400MHz, CDCl_3): δ 8.07 (vbs, 1H), 7.33 (t, 1H, $J=8.0$ Hz),
 7.13 (ddd, 1H, $J=7.8, 1.9, 0.8$ Hz), 7.09 (t, 1H, $J=2.2$ Hz), 6.94-6.84 (m, 5H), 6.82
 (bd, 1H, $J=2.9$ Hz), 6.79 (bs, 1H), 6.76 (dd, 1H, $J=8.6, 2.7$ Hz), 4.21 (t, 2H, $J=6.2$
 Hz), 4.14 (t, 2H, $J=6.0$ Hz), 3.81 (s, 3H), 2.56 (t, 2H, $J=7.5$ Hz), 2.30 (pent, 2H,
 20 $J=6.1$ Hz), 2.16 (s, 3H), 1.58 (hex, 2H, $J=7.5$ Hz), 0.92 (t, 2H, $J=7.3$ Hz).

CI-MS m/e : 521.29 (M^+)

Example 9

5-methyl-5-[4-(3-(2-propyl-4-(4'-isobutylphenoxy)phenoxy)propoxy)phenyl]-2,4-thiazolidinedione

5

Step A: Preparation of 5-methyl-5-[4-(3-(2-propyl-4-(4'-isobutylphenoxy)phenoxy)propoxy)phenyl]-2,4-thiazolidinedione

The title compound was obtained employing the method described in
 10 Example 1, using 5-[4-(3-(2-propyl-4-(4-isobutylphenoxy)phenoxy)propoxy)phenyl]-2,4-oxazolidinedione (Preparative Example 40) as the starting material and a solution of bromomethane (2.0 M; methyl *tert*-butyl ether) as the electrophile.

$^1\text{H NMR}$ (400MHz, CDCl_3): δ 8.33 (vbs, 1H), 7.48 (t, 1H, $J=2.7$ Hz),
 7.46 (t, 1H, $J=2.7$ Hz), 7.06 (apparent dd, 2H, $J=8.6, 6.6$ Hz), 6.97 (dd, 2H, $J=6.9,$
 15 2.2 Hz), 6.87-6.81 (m, 3H), 6.81 (d, 2H, $J=1.9$ Hz), 4.21 (t, 2H, $J=6.2$ Hz), 4.14 (t,
 2H, $J=5.9$ Hz), 2.56 (t, 2H, $J=7.6$ Hz), 2.45 (d, 2H, $J=3.6$ Hz), 2.30 (pent, 2H, $J=6.1$
 Hz), 1.93 (s, 3H), 1.84 (hep, 1H, $J=6.8$ Hz), 1.58 (hex, 2H, $J=7.5$ Hz), 0.92 (t, 2H,
 $J=7.3$ Hz), 0.92 (d, 6H, $J=6.7$ Hz).

CI-MS m/e : 554.2 (M+Na), 532.3 (M+H).

20

Example 10

Table 1 illustrates compounds that can be made or have been made by methylating or fluorinating the 5-aryl-thiazolidinedione and 5-aryl-oxazolidinediones at the 5-position.

Table 1

- 5
 5-methyl-5-[4-(3-(2-propyl-4-phenoxy-phenoxypropoxy)phenyl)-2,4-thiazolidinedione (Example 5)
 5-fluoro-5-[4-(3-(2-propyl-4-phenoxy-phenoxypropoxy)phenyl)-2,4-thiazolidinedione
- 10
 5-methyl-5-[4-(3-(7-propyl-3-phenyl-6-benz[4,5]isoxazolyloxy)propoxy)phenyl]-2,4-thiazolidinedione
 5-fluoro-5-[4-(3-(7-propyl-3-phenyl-6-benz[4,5]isoxazolyloxy)propoxy)phenyl]-2,4-thiazolidinedione
- 15
 5-methyl-5-[4-(3-(7-propyl-3-neopentyl-6-benz[4,5]isoxazolyloxy)propoxy)phenyl]-2,4-thiazolidinedione
 5-fluoro-5-[4-(3-(7-propyl-3-neopentyl-6-benz[4,5]isoxazolyloxy)propoxy)phenyl]-2,4-thiazolidinedione
- 20
 5-methyl-5-[4-(3-(7-propyl-3-trifluoromethyl-6-benz[4,5]-isoxazolyloxy)propoxy)phenyl]-2,4-thiazolidinedione
 5-fluoro-5-[4-(3-(7-propyl-3-trifluoromethyl-6-benz[4,5]-isoxazolyloxy)propoxy)phenyl]-2,4-thiazolidinedione
- 25
 5-methyl-5-[4-(3-(7-propyl-3-phenethyl-6-benz[4,5]isoxazolyloxy)propoxy)phenyl]-2,4-thiazolidinedione
 5-fluoro-5-[4-(3-(7-propyl-3-phenethyl-6-benz[4,5]isoxazolyloxy)propoxy)phenyl]-2,4-thiazolidinedione
- 30
 5-methyl-5-[4-(3-(7-propyl-3-phenylbutyl-6-benz[4,5]isoxazolyloxy)propoxy)phenyl]-2,4-thiazolidinedione
 5-fluoro-5-[4-(3-(7-propyl-3-phenylbutyl-6-benz[4,5]isoxazolyloxy)propoxy)phenyl]-2,4-thiazolidinedione

- 5-methyl-5-[4-(3-(7-propyl-3-phenylbenzofuran-6-yl)oxy)propoxy)phenyl]-2,4-thiazolidinedione
5-fluoro-5-[4-(3-(7-propyl-3-phenylbenzofuran-6-yl)oxy)propoxy)phenyl]-2,4-thiazolidinedione
- 5
- 5-methyl-5-[4-(3-(7-propyl-3-phenylbenzothiophen-1,1-dioxide-6-yl)oxy)propoxy)phenyl]-2,4-thiazolidinedione
5-fluoro-5-[4-(3-(7-propyl-3-phenylbenzothiophen-1,1-dioxide-6-yl)oxy)propoxy)phenyl]-2,4-thiazolidinedione
- 10
- 5-methyl-5-[4-(3-(7-propyl-3-cyclohexylmethyl-6-benz-[4,5]-isoxazolyloxy)propoxy)phenyl]-2,4-thiazolidinedione
5-fluoro-5-[4-(3-(7-propyl-3-cyclohexylmethyl-6-benz-[4,5]-isoxazolyloxy)propoxy)phenyl]-2,4-thiazolidinedione
- 15
- 5-methyl-5-[4-(3-(2-propyl-4-(4'-fluorobiphenyloxy)propoxy)phenyl)-2,4-thiazolidinedione
5-fluoro-5-[4-(3-(2-propyl-4-(4'-fluorobiphenyloxy)propoxy)phenyl)-2,4-thiazolidinedione
- 20
- 5-methyl-5-[4-(3-(2-propyl-4-phenoxyphenoxy)propoxy)-3-chlorophenyl]-2,4-thiazolidinedione
5-fluoro-5-[4-(3-(2-propyl-4-phenoxyphenoxy)propoxy)-3-chlorophenyl]-2,4-thiazolidinedione
- 25
- 5-methyl-5-[4-(3-(2-propyl-4-phenoxyphenoxy)propoxy)-3-fluorophenyl]-2,4-thiazolidinedione
5-fluoro-5-[4-(3-(2-propyl-4-phenoxyphenoxy)propoxy)-3-fluorophenyl]-2,4-thiazolidinedione
- 30
- 5-methyl-5-[4-(3-(2-propyl-4-phenoxyphenoxy)propoxy)-3-propylphenyl]-2,4-thiazolidinedione
5-fluoro-5-[4-(3-(2-propyl-4-phenoxyphenoxy)propoxy)-3-propylphenyl]-2,4-thiazolidinedione

- 5-methyl-5-[4-(3-(2-propyl-4-phenoxyphenoxy)propylthio)-3-chlorophenyl]-2,4-thiazolidinedione
5-fluoro-5-[4-(3-(2-propyl-4-phenoxyphenoxy)propylthio)-3-chlorophenyl]-2,4-
5 thiazolidinedione
- 5-methyl-5-[4-(3-(2-propyl-4-phenoxyphenoxy)propoxy)-3-chlorophenyl]-2,4-thiazolidinedione
5-fluoro-5-[4-(3-(2-propyl-4-phenoxyphenoxy)propoxy)-3-chlorophenyl]-2,4-
10 thiazolidinedione
- 5-methyl-5-[4-(4-(2-propyl-4-phenoxyphenoxy)butoxy)-3-chlorophenyl]-2,4-thiazolidinedione
5-fluoro-5-[4-(4-(2-propyl-4-phenoxyphenoxy)butoxy)-3-chlorophenyl]-2,4-
15 thiazolidinedione
- 5-methyl-5-[4-(4-(2-propyl-4-phenoxyphenoxy)butoxy)phenyl]-2,4-thiazolidinedione
5-fluoro-5-[4-(4-(2-propyl-4-phenoxyphenoxy)butoxy)phenyl]-2,4-thiazolidinedione
- 20 5-methyl-5-[3-(3-(2-propyl-4-phenoxyphenoxy)propoxy)phenyl]-2,4-thiazolidinedione (Example 2)
5-fluoro-5-[3-(3-(2-propyl-4-phenoxyphenoxy)propoxy)phenyl]-2,4-thiazolidinedione (Example 1)
- 25 5-methyl-5-[3-(4-(2-propyl-4-phenoxyphenoxy)butoxy)phenyl]-2,4-thiazolidinedione
5-fluoro-5-[3-(4-(2-propyl-4-phenoxyphenoxy)butoxy)phenyl]-2,4-thiazolidinedione
- 5-methyl-5-[3-(3-(2-propyl-4-phenoxyphenoxy)propoxy)phenyl]-2,4-oxazolidinedione (Example 3)
30 5-fluoro-5-[3-(3-(2-propyl-4-phenoxyphenoxy)propoxy)phenyl]-2,4-oxazolidinedione
- 5-methyl-5-[4-(3-(2-propyl-4-phenoxyphenoxy)propoxy)phenyl]-2,4-oxazolidinedione
5-fluoro-5-[4-(3-(2-propyl-4-phenoxyphenoxy)propoxy)phenyl]-2,4-oxazolidinedione
35

- 5-methyl-5-[4-(3-(2-propyl-4-(4'-methylsulfonyl)phenoxy-phenoxypropoxy)phenyl)-2,4-thiazolidinedione (Example 4)
5-fluoro-5-[4-(3-(2-propyl-4-(4'-methylsulfonyl)phenoxy-phenoxypropoxy)phenyl)-2,4-thiazolidinedione
- 5
- 5-methyl-5-[4-(3-(2-propyl-4-(4'-methylphenoxy)phenoxypropoxy)phenyl)-2,4-thiazolidinedione
5-fluoro-5-[4-(3-(2-propyl-4-(4'-methylphenoxy)phenoxypropoxy)phenyl)-2,4-thiazolidinedione
- 10
- 5-methyl-5-[4-(3-(2-propyl-4-(4'-chlorophenoxy)phenoxy)propoxy)phenyl]-2,4-thiazolidinedione
5-fluoro-5-[4-(3-(2-propyl-4-(4'-chlorophenoxy)phenoxy)propoxy)phenyl]-2,4-thiazolidinedione
- 15
- 5-methyl-5-[4-(3-(2-propyl-4-(4'-phenyl)phenoxy)phenoxy)propoxy)phenyl]-2,4-thiazolidinedione
5-fluoro-5-[4-(3-(2-propyl-4-(4'-phenyl)phenoxy)phenoxy)propoxy)phenyl]-2,4-thiazolidinedione
- 20
- 5-methyl-5-[3-(3-(2-propyl-4-(4'-methoxyphenoxy)propoxy)phenyl)-2,4-thiazolidinedione (Example 8)
5-fluoro-5-[3-(3-(2-propyl-4-(4'-methoxyphenoxy)propoxy)phenyl)-2,4-thiazolidinedione
- 25
- 5-methyl-5-[3-(3-(2-propyl-4-(4'-fluorophenoxy)phenoxy)propoxy)phenyl]-2,4-thiazolidinedione (Example 6)
5-fluoro-5-[3-(3-(2-propyl-4-(4'-fluorophenoxy)phenoxy)propoxy)phenyl]-2,4-thiazolidinedione
- 30
- 5-methyl-5-[4-(4-(2-propyl-4-phenoxyphenoxy)butyl)phenyl]-2,4-thiazolidinedione
5-fluoro-5-[4-(4-(2-propyl-4-phenoxyphenoxy)butyl)phenyl]-2,4-thiazolidinedione

- 5-methyl-5-[4-(4-(2-propyl-4-(4'-methoxyphenoxy)phenoxy)butyl)phenyl]-2,4-thiazolidinedione
5-fluoro-5-[4-(4-(2-propyl-4-(4'-methoxyphenoxy)phenoxy)butyl)phenyl]-2,4-thiazolidinedione
- 5
- 5-methyl-5-[4-(4-(2-propyl-4-(4'-chlorophenoxy)phenoxy)butyl)phenyl]-2,4-thiazolidinedione
5-fluoro-5-[4-(4-(2-propyl-4-(4'-chlorophenoxy)phenoxy)butyl)phenyl]-2,4-thiazolidinedione
- 10
- 5-methyl-5-[3-(4-(2-propyl-4-(4'-chlorophenoxy)phenoxy)butyl)phenyl]-2,4-thiazolidinedione
5-fluoro-5-[3-(4-(2-propyl-4-(4'-chlorophenoxy)phenoxy)butyl)phenyl]-2,4-thiazolidinedione
- 15
- 5-methyl-5-[3-(5-(2-propyl-4-phenoxy-phenoxy)pentyl)phenyl]-2,4-thiazolidinedione
5-fluoro-5-[3-(5-(2-propyl-4-phenoxy-phenoxy)pentyl)phenyl]-2,4-thiazolidinedione
- 20
- 5-methyl-5-[3-(5-(2-propyl-4-(4'-methoxyphenoxy)phenoxy)pentyl)phenyl]-2,4-thiazolidinedione
5-fluoro-5-[3-(5-(2-propyl-4-(4'-methoxyphenoxy)phenoxy)pentyl)phenyl]-2,4-thiazolidinedione
- 25
- 5-methyl-5-[3-(5-(2-propyl-4-(4'-fluorophenoxy)phenoxy)pentyl)phenyl]-2,4-thiazolidinedione
5-fluoro-5-[3-(5-(2-propyl-4-(4'-fluorophenoxy)phenoxy)pentyl)phenyl]-2,4-thiazolidinedione
- 30
- 5-methyl-5-[3-(5-(2-propyl-4-(4'-phenylphenoxy)phenyl)pentoxy)phenyl]-2,4-thiazolidinedione
5-fluoro-5-[3-(5-(2-propyl-4-(4'-phenylphenoxy)phenyl)pentoxy)phenyl]-2,4-thiazolidinedione
- 35
- 5-methyl-5-[4-(4-(2-propyl-4-(4'-methoxyphenoxy)phenyl)butoxy)phenyl]-2,4-thiazolidinedione

- 5-fluoro-5-[4-(4-(2-propyl-4-(4'-methoxyphenoxy)phenyl)butoxy)phenyl]-2,4-thiazolidinedione
- 5-methyl-5-[3-(4-(2-propyl-4-(4'-fluorophenoxy)phenyl)butoxy)phenyl]-2,4-thiazolidinedione
- 5-fluoro-5-[3-(4-(2-propyl-4-(4'-fluorophenoxy)phenyl)butoxy)phenyl]-2,4-thiazolidinedione
- 5-methyl-5-[3-(5-(2-propyl-4-(4'-chlorophenoxy)phenyl)pentoxy)phenyl]-2,4-thiazolidinedione
- 5-fluoro-5-[3-(5-(2-propyl-4-(4'-chlorophenoxy)phenyl)pentoxy)phenyl]-2,4-thiazolidinedione
- 5-methyl-5-[3-(3-(2-propyl-4-(3'-methyl-4'-chlorophenoxy)phenoxy)propoxy)phenyl]-2,4-thiazolidinedione
- 5-fluoro-5-[3-(3-(2-propyl-4-(3'-methyl-4'-chlorophenoxy)phenoxy)propoxy)phenyl]-2,4-thiazolidinedione
- 5-methyl-5-[4-(3-(2-propyl-4-(4'-isobutylphenoxy)phenoxy)propoxy)phenyl]-2,4-thiazolidinedione (Example 9)
- 5-fluoro-5-[4-(3-(2-propyl-4-(4'-isobutylphenoxy)phenoxy)propoxy)phenyl]-2,4-thiazolidinedione
- 5-methyl-5-[3-(3-(2-propyl-4-(4'-cyclopentylphenoxy)phenoxy)propoxy)phenyl]-2,4-thiazolidinedione
- 5-fluoro-5-[3-(3-(2-propyl-4-(4'-cyclopentylphenoxy)phenoxy)propoxy)phenyl]-2,4-thiazolidinedione
- 5-methyl-5-[3-(3-(2-propyl-4-(4'-isopropylphenoxy)phenoxy)propoxy)phenyl]-2,4-thiazolidinedione
- 5-fluoro-5-[3-(3-(2-propyl-4-(4'-isopropylphenoxy)phenoxy)propoxy)phenyl]-2,4-thiazolidinedione
- 5-methyl-5-[3-(3-(2-propyl-4-(naphthyloxy)phenoxy)propoxy)phenyl]-2,4-thiazolidinedione

- 5-fluoro-5-[3-(3-(2-propyl-4-(naphthyloxy)phenoxy)propoxy)phenyl]-2,4-thiazolidinedione
- 5-methyl-5-[3-(3-(2-propyl-4-(dibenzofuran-2-yloxy)phenoxy)propoxy)phenyl]-2,4-thiazolidinedione
- 5-fluoro-5-[3-(3-(2-propyl-4-(dibenzofuran-2-yloxy)phenoxy)propoxy)phenyl]-2,4-thiazolidinedione
- 5-methyl-5-[3-(3-(2,6-bispropyl-4-phenoxypropoxy)phenyl)-2,4-thiazolidinedione
- 5-fluoro-5-[3-(3-(2,6-bispropyl-4-phenoxypropoxy)phenyl)-2,4-thiazolidinedione
- 5-methyl-5-[4-(3-(7-propyl-3-neophyl-6-benz[4,5]isoxazolyloxy)propoxy)phenyl]-2,4-thiazolidinedione
- 5-fluoro-5-[4-(3-(7-propyl-3-neophyl-6-benz[4,5]isoxazolyloxy)propoxy)phenyl]-2,4-thiazolidinedione
- 5-methyl-5-[3-(4-(7-propyl-3-trifluoromethyl-6-benz[4,5]-isoxazolyloxy)butoxy)phenyl]-2,4-thiazolidinedione
- 5-fluoro-5-[3-(4-(7-propyl-3-trifluoromethyl-6-benz[4,5]-isoxazolyloxy)butoxy)phenyl]-2,4-thiazolidinedione
- 5-methyl-5-[4-(3-(2-propyl-4-(4'-methoxyphenoxy)phenoxy)propoxy)-3-propylphenyl]-2,4-thiazolidinedione
- 5-fluoro-5-[4-(3-(2-propyl-4-(4'-methoxyphenoxy)phenoxy)propoxy)-3-propylphenyl]-2,4-thiazolidinedione
- 5-methyl-5-[4-(4-(2-propyl-4-(4'-methoxyphenoxy)phenoxy)butoxy)phenyl]-2,4-thiazolidinedione
- 5-fluoro-5-[4-(4-(2-propyl-4-(4'-methoxyphenoxy)phenoxy)butoxy)phenyl]-2,4-thiazolidinedione
- 5-methyl-5-[4-(4-(2-propyl-4-(4'-flourophenoxy)phenoxy)butoxy)phenyl]-2,4-thiazolidinedione

- 5-fluoro-5-[4-(4-(2-propyl-4-(4'-fluorophenoxy)phenoxy)butoxy)phenyl]-2,4-thiazolidinedione
- 5-methyl-5-[3-(4-(2-propyl-4-(4'-methoxyphenoxy)phenoxy)butoxy)phenyl]-2,4-thiazolidinedione
- 5-fluoro-5-[3-(4-(2-propyl-4-(4'-methoxyphenoxy)phenoxy)butoxy)phenyl]-2,4-thiazolidinedione
- 5-methyl-5-[3-(4-(2-propyl-4-(4'-chlorophenoxy)phenoxy)butoxy)phenyl]-2,4-thiazolidinedione
- 5-fluoro-5-[3-(4-(2-propyl-4-(4'-chlorophenoxy)phenoxy)butoxy)phenyl]-2,4-thiazolidinedione
- 5-methyl-5-[3-(3-(2-propyl-4-(4'-methylsulfonylphenoxy)phenoxypropoxy)phenyl)-2,4-thiazolidinedione
- 5-fluoro-5-[3-(3-(2-propyl-4-(4'-methylsulfonylphenoxy)phenoxypropoxy)phenyl)-2,4-thiazolidinedione
- 5-methyl-5-[3-(4-(2-propyl-4-(4'-methylsulfonylphenoxy)phenoxy)butoxy)phenyl]-2,4-thiazolidinedione
- 5-fluoro-5-[3-(4-(2-propyl-4-(4'-methylsulfonylphenoxy)phenoxy)butoxy)phenyl]-2,4-thiazolidinedione
- 5-methyl-5-[4-(3-(2-propyl-5-phenoxy)phenoxypropoxy)phenyl]-2,4-thiazolidinedione
- 5-fluoro-5-[4-(3-(2-propyl-5-phenoxy)phenoxypropoxy)phenyl]-2,4-thiazolidinedione
- 5-methyl-5-[4-(3-(2-propyl-3-(phenoxyphenoxy)propoxy)phenyl)-2,4-thiazolidinedione
- 5-fluoro-5-[4-(3-(2-propyl-3-(phenoxyphenoxy)propoxy)phenyl)-2,4-thiazolidinedione
- 5-methyl-5-[3-(4-(2-propyl-3-(phenoxyphenoxy)butoxy)phenyl)-2,4-thiazolidinedione
- 5-fluoro-5-[3-(4-(2-propyl-3-(phenoxyphenoxy)butoxy)phenyl)-2,4-thiazolidinedione

- 5-methyl-5-[3-(3-(2-(2-propenyl)-4-(phenoxyphenoxy)propoxyphenyl)-2,4-thiazolidinedione
5-fluoro-5-[3-(3-(2-(2-propenyl)-4-(phenoxyphenoxy)propoxyphenyl)-2,4-thiazolidinedione
- 5
5-methyl-5-[3-(3-(1'-fluoropropyl)-4-phenoxyphenoxy)propoxyphenyl]-2,4-thiazolidinedione
5-fluoro-5-[3-(3-(1'-fluoropropyl)-4-phenoxyphenoxy)propoxyphenyl]-2,4-thiazolidinedione
- 10
5-methyl-5-[3-(3-(2-propyl-4-(4'-ethoxycarbonylphenoxy)phenoxypropoxy)phenyl)-2,4-thiazolidinedione
5-fluoro-5-[3-(3-(2-propyl-4-(4'-ethoxycarbonylphenoxy)phenoxypropoxy)phenyl)-2,4-thiazolidinedione
- 15
5-methyl-5-[4-(3-(4-(1,2-benzisoxazol-3-yl)-2-propylphenoxy)propoxy)phenyl]-2,4-thiazolidinedione
5-fluoro-5-[4-(3-(4-(1,2-benzisoxazol-3-yl)-2-propylphenoxy)propoxy)phenyl]-2,4-thiazolidinedione
- 20
5-methyl-5-[3-(4-((1,2-benzisoxazol-3-yl)-2-propylphenoxy)butoxy)phenyl]-2,4-thiazolidinedione
5-fluoro-5-[3-(4-((1,2-benzisoxazol-3-yl)-2-propylphenoxy)butoxy)phenyl]-2,4-thiazolidinedione
- 25
5-methyl-5-[4-(3-(3-(2-phenylethyl)-7-propyl-benzothiophen-6-yl)oxy)-1-propoxy]phenyl-2,4-thiazolidinedione
5-fluoro-5-[4-(3-(3-(2-phenylethyl)-7-propyl-benzothiophen-6-yl)oxy)-1-propoxy]phenyl-2,4-thiazolidinedione
- 30
5-methyl-5-[3-(4-(3-(2-phenylethyl)-7-propyl-benzothiophen-1,1-dioxide-6-yloxy)-1-butoxy)]phenyl-2,4-thiazolidinedione
5-fluoro-5-[3-(4-(3-(2-phenylethyl)-7-propyl-benzothiophen-1,1-dioxide-6-yloxy)-1-butoxy)]phenyl-2,4-thiazolidinedione
- 35

- 5-methyl-5-[4-(3-(7-propyl-3-(2-phenylethyl)-benzothiophen-1,1-dioxide-6-yloxy)-1-propoxy)] phenyl-2,4-thiazolidinedione
5-fluoro-5-[4-(3-(7-propyl-3-(2-phenylethyl)-benzothiophen-1,1-dioxide-6-yloxy)-1-propoxy)] phenyl-2,4-thiazolidinedione
- 5
- 5-methyl-5-[3-(4-(3-(2-phenylethyl)-7-propyl-benzothiophen-1-oxide-6-yloxy)-1-butoxy)] phenyl-2,4-thiazolidinedione
5-fluoro-5-[3-(4-(3-(2-phenylethyl)-7-propyl-benzothiophen-1-oxide-6-yloxy)-1-butoxy)] phenyl-2,4-thiazolidinedione
- 10
- 5-methyl-5-[4-(3-(3-(2,2-dimethylpropyl)-7-propyl-benzofuran-6-yloxy)-1-propoxy)] phenyl 2,4-thiazolidinedione
5-fluoro-5-[4-(3-(3-(2,2-dimethylpropyl)-7-propyl-benzofuran-6-yloxy)-1-propoxy)] phenyl 2,4-thiazolidinedione
- 15
- 5-methyl-5-[3-(4-(3-(2,2-dimethylpropyl)-7-propyl-benzofuran-6-yloxy)-1-butoxy)] phenyl-2,4-thiazolidinedione
5-fluoro-5-[3-(4-(3-(2,2-dimethylpropyl)-7-propyl-benzofuran-6-yloxy)-1-butoxy)] phenyl-2,4-thiazolidinedione
- 20
- 5-methyl-5-[3-(4-(3-(2-phenylethyl)-7-propyl-benzofuran-6-yloxy)-1-butoxy)] phenyl-2,4-thiazolidinedione
5-fluoro-5-[3-(4-(3-(2-phenylethyl)-7-propyl-benzofuran-6-yloxy)-1-butoxy)] phenyl-2,4-thiazolidinedione
- 25
- 5-methyl-5-[3-(4-(3-(2-phenylethyl)-7-propyl-benzothiophen-6-yloxy)-1-butoxy)] phenyl-2,4-thiazolidinedione
5-fluoro-5-[3-(4-(3-(2-phenylethyl)-7-propyl-benzothiophen-6-yloxy)-1-butoxy)] phenyl-2,4-thiazolidinedione
- 30
- 5-methyl-5-[4-(3-(3-(2-phenylethyl)-7-propyl-benzothiophen-1-oxide-6-yloxy)-1-propoxy)] phenyl-2,4-thiazolidinedione
5-fluoro-5-[4-(3-(3-(2-phenylethyl)-7-propyl-benzothiophen-1-oxide-6-yloxy)-1-propoxy)] phenyl-2,4-thiazolidinedione
- 35

5-methyl-5-[4-(3-(2-propyl-4-(4'-fluorophenoxy)phenoxy)propoxy)phenyl]-2,4-thiazolidinedione (Example 7)

5-fluoro-5-[4-(3-(2-propyl-4-(4'-fluorophenoxy)phenoxy)propoxy)phenyl]-2,4-thiazolidinedione

5

5-methyl-5-[4-(3-(2-propyl-4-(4'-tolylsulfonamidophenoxy)phenoxy)propoxy)phenyl]-2,4-thiazolidinedione

5-fluoro-5-[4-(3-(2-propyl-4-(4'-tolylsulfonamidophenoxy)phenoxy)propoxy)phenyl]-2,4-thiazolidinedione

10

5-methyl-5-[4-(3-(2-propyl-4-pyrazinyloxyphenoxy)propoxy)phenyl]-2,4-thiazolidinedione

5-fluoro-5-[4-(3-(2-propyl-4-pyrazinyloxyphenoxy)propoxy)phenyl]-2,4-thiazolidinedione

15

5-methyl-5-[3-(3-(2-cyclopropylmethyl-4-phenoxy)propoxy)phenyl]-2,4-thiazolidinedione

5-fluoro-5-[3-(3-(2-cyclopropylmethyl-4-phenoxy)propoxy)phenyl]-2,4-thiazolidinedione

20

5-methyl-5-[3-(3-(2-propyl-4-cyclohexylphenoxy)propoxy)phenyl]-2,4-oxazolidinedione

5-fluoro-5-[3-(3-(2-propyl-4-cyclohexylphenoxy)propoxy)phenyl]-2,4-oxazolidinedione

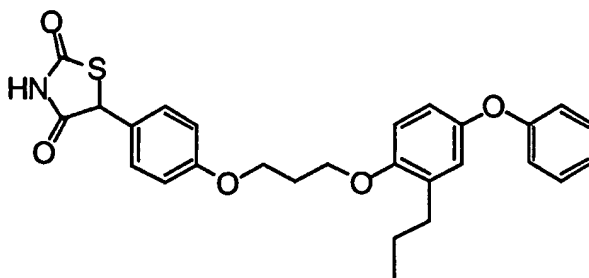
25

PREPARATIVE EXAMPLES

The following Preparative Examples show preparative procedures for making the starting materials that that were functionalized at the 5-position of the thiazolidinedione ring. The compounds that were not modified in the examples above are Examples listed in Table 1 readily functionalized using the same methods of substituting F and methyl in Examples 1 and 2.

PREPARATIVE EXAMPLE 1

10 5-[4-(3-(2-propyl-4-phenoxy-phenoxypropoxy)phenyl)-2,4-thiazolidinedione



Step A: Preparation of Methyl 4-(3-bromopropoxy)phenylacetate

A solution of methyl 4-hydroxyphenylacetate (20.0 g, 0.12mol), 1,3-dibromopropane (97.2 g, 0.48 mol) and cesium carbonate (43.1 g, 0.13 mol) in dry DMF (250 mL) was stirred at room temperature overnight. The reaction mixture was partitioned between ethyl acetate and 0.2N HCl. The organic layer was washed twice with water, then dried over sodium sulfate. The organic layer was filtered and evaporated to an oil which was chromatographed over silica gel with methylene chloride/hexane (2:1) to afford the title compound.

¹H NMR (400MHz, CDCl₃): δ 7.17 (d, 2H, J=8.7Hz), 6.84 (d, 2H, J=8.7Hz), 4.07 (t, 2H, J=5.8Hz), 3.66 (s, 3H), 3.58 (t, 2H, J=6.5Hz), 3.55 (s, 2H), 2.31 (quint, 2H, J=6.3Hz).

25 Step B: Preparation of Methyl 4-(3-(2-propyl-4-phenoxy-phenoxy)-propoxy)phenylacetate

A solution of the product from Step A (11.0 g, 38.58 mmol), 4-phenoxy-2-propylphenol (PCT Application WO97/28115; 8.0 g, 35.07 mmol) and cesium carbonate (12.0 g, 36.82 mmol) in DMF (80 mL) was stirred at 40°C overnight. The reaction mixture was partitioned between ethyl acetate and 0.2N HCl.

5 The organic layer was washed twice with water, then dried over sodium sulfate. The organic layer was filtered and evaporated to an oil which was chromatographed over silica gel with 10% of ethyl acetate in hexane to afford the title compound.

¹H NMR (400MHz, CDCl₃): δ 7.30-7.18 (m, 4H), 7.02-6.70 (m, 8H), 4.17 (t, 2H, J=6.3Hz), 4.11 (t, 2H, J=6.0Hz), 2.53 (t, 2H, 7.4Hz), 2.26 (quint, 2H, J=6.3Hz), 1.55

10 (hex, 2H, 5.6Hz), 0.89 (t, 3H, J=7.3Hz).

Step C: Preparation of 5-[4-(3-(2-propyl-4-phenoxyphenoxy)propoxy) phenyl]-2,4-thiazolidinedione

A solution of lithium bis(trimethylsilyl)amide (27.36 mL, 27.36 mmol) in dry THF (80 mL) was treated with trimethylsilyl chloride (5.94 mL, 46.76 mmol) at -78C. To this mixture was added dropwise a solution of the product of Step B (10.80 g, 24.87 mmol) in THF (15 mL). The reaction mixture was stirred at -78C for 2 h. N-bromosuccinimide (4.65 g, 26.12 mmol) was added, and the mixture was

15 allowed to warm to room temperature overnight. THF was evaporated and the residue was partitioned between ethyl acetate and water. The organic layer was washed once with water, then dried over sodium sulfate. The organic layer was filtered and

20 evaporated to provide methyl α-bromo-4-(3-(2-propyl-4-phenoxy-phenoxy)propoxy)phenylacetate as an oil.

The residual oil was dissolved in methoxyethanol (100 mL); thiourea

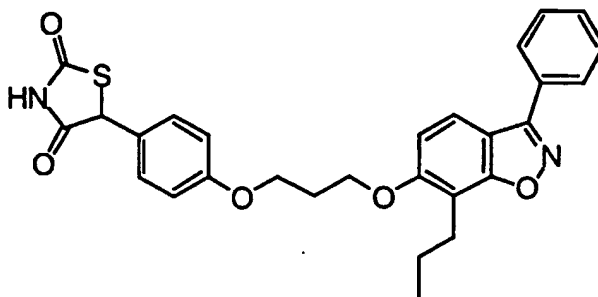
25 (2.84 g, 37.31 mmol) and sodium acetate (2.14 g, 26.12 mmol) were added. The mixture was heated at 115C for 5 h. Hydrochloric acid (19.43 mL, 6 N) was added, and the mixture was heated at 115C for 5 h. The mixture was partitioned between ethyl acetate and water. The organic layer was washed twice with water, dried over sodium sulfate, filtered and evaporated to an oil, which was chromatographed over

30 silica gel with 1% of methanol in methylene chloride to afford the title compound.

¹H NMR (400MHz, CDCl₃): δ 8.01 (brs, 1H), 7.32-7.24 (m, 4H), 7.02-6.79 (m,8H), 5.32 (s, 3H), 4.17 (t, 2H, J=6.3Hz), 4.11 (t, 2H, J=6.0Hz), 2.53 (t, 2H, 7.4Hz), 2.26 (quint, 2H, J=6.3Hz), 1.55 (hex, 2H, 5.6Hz), 0.89 (t, 3H, J=7.3Hz).

PREPARATIVE EXAMPLE 2

5-[4-(3-(7-propyl-3-phenyl-6-benz[4,5]isoxazolyloxy)propoxy)phenyl]-2,4-thiazolidinedione



5

Step A: Preparation of Methyl 4-(3-(7-propyl-3-phenyl-6-benz[4,5]isoxazolyloxy)-propoxy)phenylacetate

The title compound was prepared according to the method described in Example 1, Step B, using 7-propyl-3-phenyl-6-hydroxy-benz-[4,5]-isoxazole (PCT Application WO97/28137) as the starting material.

10

$^1\text{H NMR}$ (400MHz, CDCl_3): δ 7.92 (dd, 2H, $J=7.9, 2.6\text{Hz}$), 7.64 (d, 1H, $J=8.7\text{Hz}$), 7.52 (m, 3H), 7.18 (d, 2H, $J=8.6\text{Hz}$), 7.01 (d, 2H, $J=8.8\text{Hz}$), 6.86 (dd, 2H, $J=8.7, 2.1\text{Hz}$), 4.26 (t, 2H, $J=6.1\text{Hz}$), 4.18 (t, 2H, $J=6.0\text{Hz}$), 3.67 (s, 3H), 3.55 (s, 2H), 2.90 (t, 2H, $J=7.3\text{Hz}$), 2.31 (quint, 2H, $J=6.3\text{Hz}$), 1.71 (hex, 2H, $J=5.7\text{Hz}$), 0.92

15

Step B: Preparation of 5-[4-(3-(7-propyl-3-phenyl-6-benz[4,5]isoxazolyloxy)-propoxy)phenyl]-2,4-thiazolidinedione

The title compound was prepared according to the method described in Example 1, Step C, using methyl 4-(3-(7-propyl-3-phenyl-6-benz[4,5]isoxazolyloxy)propoxy)phenylacetate as the starting material.

20

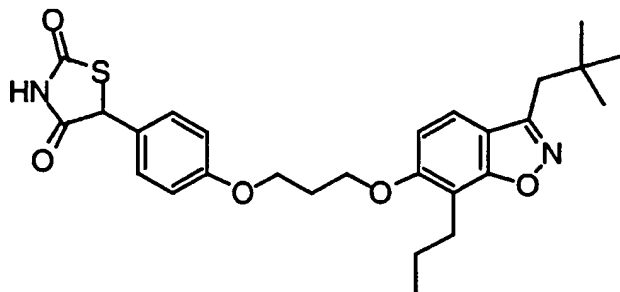
$^1\text{H NMR}$ (400MHz, CDCl_3): δ 8.23 (brs, 1H), 7.92 (dd, 2H, $J=7.9, 2.6\text{Hz}$), 7.64 (d, 1H, $J=8.7\text{Hz}$), 7.52 (m, 3H), 7.31 (d, 2H, $J=8.6\text{Hz}$), 6.98 (d, 2H, $J=8.8\text{Hz}$), 6.92 (dd, 2H, $J=8.7, 2.1\text{Hz}$), 4.26 (t, 2H, $J=6.1\text{Hz}$), 4.20 (t, 2H, $J=6.0\text{Hz}$), 3.67 (s, 3H), 3.55 (s, 2H), 2.90 (t, 2H, $J=7.3\text{Hz}$), 2.31 (quint, 2H, $J=6.3\text{Hz}$), 1.71 (hex, 2H, $J=5.7\text{Hz}$), 0.92 (t, 3H, $J=7.3\text{Hz}$).

25

CI-MS: $m/e = 503$ (M+1)

PREPARATIVE EXAMPLE 3

5-[4-(3-(7-propyl-3-neopentyl-6-benz[4,5]isoxazolyloxy)propoxy)phenyl]-2,4-thiazolidinedione



5

Step A: Preparation of Methyl 4-(3-(7-propyl-3-neopentyl-6-benz[4,5]isoxazolyloxy)propoxy)phenylacetate

The title compound was prepared according to the method described in Example 1, Step B, using 7-propyl-3-neopentyl-6-hydroxy-benz[4,5]isoxazole (PCT Application WO97/28137) as the starting material.

¹H NMR (400MHz, CDCl₃): δ 7.34 (d, 1H, J=8.7Hz), 7.17 (dd, 2H, J=8.7, 2.1Hz), 6.90 (d, 1H, J=8.7Hz), 6.86 (dd, 2H, J=8.7, 2.1Hz), 4.23 (t, 2H, J=6.0Hz), 4.18 (t, 2H, J=6.0Hz), 3.67 (s, 3H), 3.54 (s, 2H), 2.85 (t, 2H, J=7.2Hz), 2.78 (s, 2H), 2.28 (quint, 2H, J=6.3Hz), 1.66 (hex, 2H, J=5.9Hz), 1.02 (s, 9H), 0.92 (t, 3H, J=7.3Hz).

15

Step B: Preparation of 5-[4-(3-(7-propyl-3-neopentyl-6-benz[4,5]isoxazolyloxy)propoxy)phenyl]-2,4-thiazolidinedione

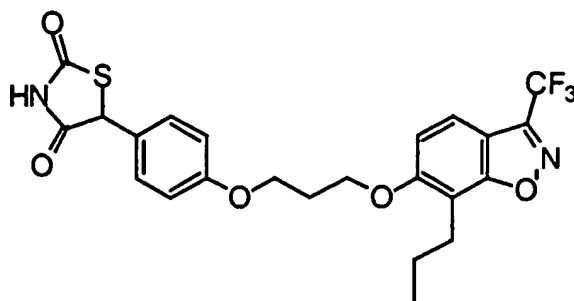
The title compound was prepared according to the method described in Example 1, Step C, methyl 4-(3-(7-propyl-3-neopentyl-6-benz[4,5]isoxazolyloxy)propoxy)-phenylacetate as the starting material.

¹H NMR (400MHz, CDCl₃): δ 8.10 (brs, 1H), 7.34-7.30 (m, 3H), 6.88-6.93 (m, 3H), 5.32 (s, 1H), 4.24-4.17 (m, 4H), 2.82 (t, 2H, J=7.2Hz), 2.78 (s, 2H), 2.28 (quint, 2H, J=6.3Hz), 1.66 (hex, 2H, J=5.9Hz), 1.02 (s, 9H), 0.92 (t, 3H, J=7.3Hz)

25

PREPARATIVE EXAMPLE 4

5-[4-(3-(7-propyl-3-trifluoromethyl-6-benz[4,5]-isoxazolyloxy)propoxy) phenyl]-2,4-thiazolidinedione



Step A: Preparation of Methyl 4-(3-(7-propyl-3-trifluoromethyl-6-benz[4,5]isoxazolyl-oxy)propoxy)-phenylacetate

- 5 The title compound was prepared according to the method described in Example 1, Step B, using 7-propyl-3-trifluoromethyl-6-hydroxy-benz[4,5]isoxazole (PCT Application WO97/28137) as the starting material.

¹H NMR (400MHz, CDCl₃): δ 7.53 (d, 1H, J=8.2Hz), 7.18 (dd, 2H, J=8.7, 2.1Hz), 7.05 (d, 1H, J=8.8Hz), 6.86 (dd, 2H, J=8.7, 2.1Hz), 4.27 (t, 2H, J=6.0Hz), 4.18 (t, 2H, J=6.0Hz), 3.65 (s, 3H), 3.54 (s, 2H), 2.88 (t, 2H, J=7.2Hz), 2.30 (quint, 2H, J=6.3Hz), 1.66 (hex, 2H, J=5.9Hz), 0.92 (t, 3H, J=7.3Hz).

10

Step B: Preparation of 5-[4-(3-(7-propyl-3-trifluoromethyl-6-benz[4,5]isoxazolyl-oxy)propoxy)phenyl]-2,4-thiazolidinedione

- 15 The title compound was prepared according to the method described in Example 1, Step C, using methyl 4-(3-(7-propyl-3-trifluoromethyl-6-benz[4,5]isoxazolyl-oxy)propoxy)phenylacetate as the starting material.

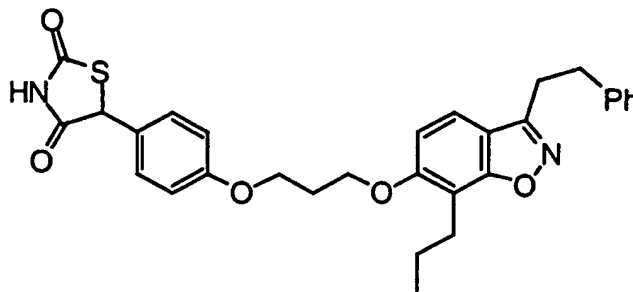
¹H NMR (400MHz, CDCl₃): δ 8.05 (brs, 1H), 7.53 (d, 1H, J=8.8Hz), 7.32 (dd, 2H, J=8.7, 2.1Hz), 7.06 (d, 1H, J=8.6Hz), 6.92 (dd, 2H, J=8.7, 2.1Hz), 5.32 (s, 1H), 4.27 (t, 2H, J=6.1Hz), 4.18 (t, 2H, J=6.1Hz), 2.85 (t, 2H, J=7.5Hz), 2.28 (quint, 2H, J=6.3Hz), 1.66 (hex, 2H, J=5.9Hz), 0.92 (t, 3H, J=7.3Hz).

20

CI-MS: m/e = 512.3 (M+NH₄)

PREPARATIVE EXAMPLE 5

5-[4-(3-(7-propyl-3-phenethyl-6-benz[4,5]isoxazolyloxy)propoxy)phenyl]-2,4-thiazolidinedione



5

Step A: Preparation of methyl 4-(3-(7-propyl-3-phenethyl-6-benz[4,5]isoxazolyloxy)propoxy)phenylacetate

The title compound was prepared according to the method described in Example 1, Step B, using 7-propyl-3-phenethyl-6-hydroxy-benz-[4,5]-isoxazole (PCT Application WO97/28137) as the starting material.

¹H NMR (400MHz, CDCl₃): δ 7.28-7.16 (m, 8H), 6.88-6.84 (m, 3H), 4.21 (t, 2H, J=6.0Hz), 4.16 (t, 2H, J=6.0Hz), 3.67 (s, 3H), 3.54 (s, 2H), 3.22-3.12 (m, 4H), 2.85 (t, 2H, J=7.2Hz), 2.29 (quint, 2H, J=6.3Hz), 1.66 (hex, 2H, J=5.9Hz), 0.92 (t, 3H, J=7.3Hz).

15

Step B: Preparation of 5-[4-(3-(7-propyl-3-phenethyl-6-benz[4,5]isoxazolyloxy)propoxy)phenyl]-2,4-thiazolidinedione

The title compound was prepared according to the method described in Example 1, Step C, using methyl 4-(3-(7-propyl-3-trifluoromethyl-6-benz[4,5]isoxazolyloxy)propoxy)phenylacetate as the starting material.

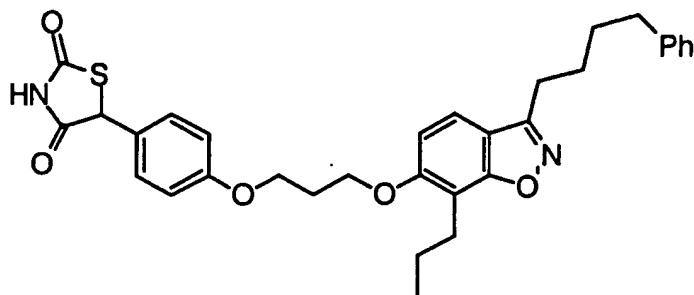
¹H NMR (400MHz, CDCl₃): δ 8.10 (brs, 1H), 7.32-7.19 (m, 8H), 6.93-6.86 (m, 3H), 4.23-4.17 (m, 4H), 3.22-3.10 (m, 4H), 2.85 (t, 2H, J=7.2Hz), 2.29 (quint, 2H, J=6.3Hz), 1.66 (hex, 2H, J=5.9Hz), 0.92 (t, 3H, J=7.3Hz).

CI-MS: m/e = 531.5 (M+1)

25

PREPARATIVE EXAMPLE 6

5-[4-(3-(7-propyl-3-phenylbutyl-6-benz[4,5]isoxazolyloxy)propoxy)phenyl]-2,4-thiazolidinedione



5

Step A: Preparation of Methyl 4-(3-(7-propyl-3-phenylbutyl-6-benz[4,5]isoxazolyloxy)propoxy)phenylacetate

The title compound was prepared according to the method described in Example 1, Step B, using 7-propyl-3-phenylbutyl-6-hydroxy-benz[4,5]isoxazole as the starting material.

10

$^1\text{H NMR}$ (400MHz, CDCl_3): δ 7.31 (d, 1H, $J=8.6\text{Hz}$), 7.26-7.13 (m, 8H), 6.88-6.84 (m, 2H), 4.21 (t, 2H, $J=6.0\text{Hz}$), 4.16 (t, 2H, $J=6.0\text{Hz}$), 3.67 (s, 3H), 3.54 (s, 2H), 2.91 (t, 2H, $J=7.4\text{Hz}$), 2.82 (t, 2H, $J=7.5\text{Hz}$), 2.66 (t, 2H, $J=7.2\text{Hz}$), 2.29 (quint, 2H, $J=6.3\text{Hz}$), 1.90-1.70 (m, 4H), 1.66 (hex, 2H, $J=5.9\text{Hz}$), 0.92 (t, 3H, $J=7.3\text{Hz}$).

15

Step B: Preparation of 5-[4-(3-(7-propyl-3-phenylbutyl-6-benz[4,5]isoxazolyloxy)propoxy)phenyl]-2,4-thiazolidinedione

The title compound was prepared according to the method described in Example 1, Step C, using methyl 4-(3-(7-propyl-3-phenylbutyl)-6-benz[4,5]isoxazolyloxy)propoxy)phenylacetate as the starting material.

20

$^1\text{H NMR}$ (400MHz, CDCl_3): δ 8.10 (brs, 1H), 7.32-7.29 (m, 3H), 7.26-7.20 (m, 2H), 7.17-7.11 (m, 3H), 6.93-6.87 (m, 3H), 4.23-4.16 (m, 4H), 2.91 (t, 2H, $J=7.4\text{Hz}$), 2.82 (t, 2H, $J=7.5\text{Hz}$), 2.66 (t, 2H, $J=7.2\text{Hz}$), 2.29 (quint, 2H, $J=6.3\text{Hz}$), 1.90-1.70 (m, 4H), 1.66 (hex, 2H, $J=5.9\text{Hz}$), 0.92 (t, 3H, $J=7.3\text{Hz}$).

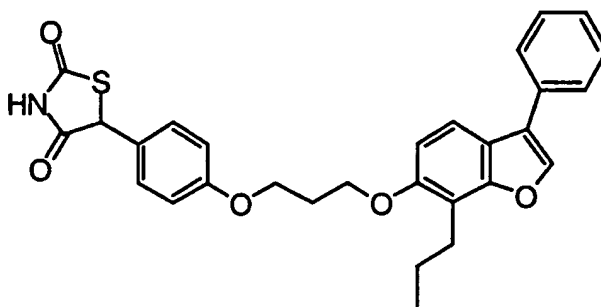
25

CI-MS: $m/e = 559.7$ (M+1)

PREPARATIVE EXAMPLE 7

5-[4-(3-(7-propyl-3-phenylbenzofuran-6-yl)oxy)propoxy)phenyl]-2,4-thiazolidinedione

5



Step A: Preparation of Methyl 4-(3-(7-propyl-3-phenyl-benzofuran-6-yl)propoxy)phenylacetate

The title compound was prepared according to the method described in Example 1, Step B, using 6-hydroxy-7-propyl-3-phenylbenzofuran (PCT Application WO97/27857) as the starting material.

$^1\text{H NMR}$ (400MHz, CDCl_3): δ 7.69 (s, 1H), 7.68-7.59 (m, 2H), 7.54 (d, 1H, $J=8.5\text{Hz}$), 7.45-7.131 (m, 3H), 7.18-7.15 (m, 2H), 6.92 (d, 1H, $J=8.5\text{Hz}$), 6.90-6.85 (m, 2H), 4.21-4.16 (m, 4H), 3.67 (s, 3H), 3.54 (s, 2H), 2.88 (t, 2H, $J=7.4\text{Hz}$), 2.29 (quint, 2H, $J=6.3\text{Hz}$), 1.66 (hex, 2H, $J=5.9\text{Hz}$), 0.92 (t, 3H, $J=7.3\text{Hz}$).

Step B: Preparation of 5-[4-(3-(7-propyl-3-phenyl-benzofuran-6-yl)propoxy)phenyl]-2,4-thiazolidinedione

The title compound was prepared according to the method described in Example 1, Step C, using methyl 4-(3-(7-propyl-3-phenylbenzofuran-6-yl)propoxy)phenylacetate as the starting material.

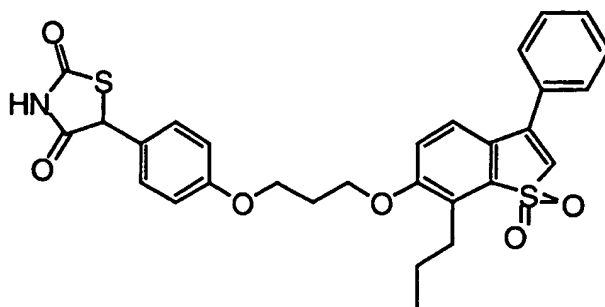
$^1\text{H NMR}$ (400MHz, CDCl_3): δ 8.18 (brs, 1H), 7.69 (s, 1H), 7.63-7.59 (m, 2H), 7.55 (d, 1H, $J=8.5\text{Hz}$), 7.45-7.40 (m, 2H), 7.36-7.27 (m, 3H), 6.90-6.55 (m, 3H), 5.31 (s, 1H), 4.21-4.16 (m, 4H), 3.67 (s, 3H), 3.54 (s, 2H), 2.88 (t, 2H, $J=7.4\text{Hz}$), 2.29 (quint, 2H, $J=6.3\text{Hz}$), 1.66 (hex, 2H, $J=5.9\text{Hz}$), 0.92 (t, 3H, $J=7.3\text{Hz}$).

CI-MS: $m/e = 502.4$ (M+1)

PREPARATIVE EXAMPLE 8

5-[4-(3-(7-propyl-3-phenylbenzothiophen-1,1-dioxide-6-yl)oxy)propoxy)phenyl]-2,4-thiazolidinedione

5



Step A: Preparation of Methyl 4-(3-(7-propyl-3-phenyl-benzothiophen-1,1-dioxide-6-yl)propoxy)phenylacetate

The title compound was prepared according to the method described in Example 1, Step B, using 6-hydroxy-7-propyl-3-phenylbenzothiophen-1,1-dioxide as the starting material.

$^1\text{H NMR}$ (400MHz, CDCl_3): δ 7.50-7.42 (m, 4H), 7.31 (d, 2H, $J=8.8\text{Hz}$), 7.19-7.16 (d, 2H, $J=8.3\text{Hz}$), 6.92-6.83 (m, 3H), 6.46 (s, 1H), 4.21-4.16 (m, 4H), 3.67 (s, 3H), 3.54 (s, 2H), 2.95 (t, 2H, $J=7.4\text{Hz}$), 2.29 (quint, 2H, $J=6.3\text{Hz}$), 1.71 (hex, 2H, $J=5.9\text{Hz}$), 1.01 (t, 3H, $J=7.3\text{Hz}$).

Step B: Preparation of 5-[4-(3-(7-propyl-3-phenyl-benzothiophen-1,1-dioxide-6-yl)propoxy)phenyl]-2,4-thiazolidinedione

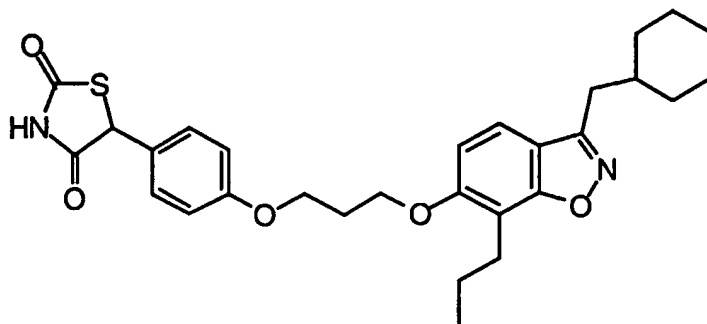
The title compound was prepared according to the method described in Example 1, Step C, using methyl 4-(3-(7-propyl-3-phenylbenzothiophen-1,1-dioxide-6-yl)propoxy)phenylacetate as the starting material.

$^1\text{H NMR}$ (400MHz, CDCl_3): δ 8.05 (brs, 1H), 7.50-7.42 (m, 4H), 7.31 (d, 2H, $J=8.8\text{Hz}$), 7.19-7.16 (d, 2H, $J=8.3\text{Hz}$), 6.92-6.83 (m, 3H), 6.46 (s, 1H), 5.32 (s, 1H), 4.21-4.16 (m, 4H), 2.95 (t, 2H, $J=7.4\text{Hz}$), 2.29 (quint, 2H, $J=6.3\text{Hz}$), 1.71 (hex, 2H, $J=5.9\text{Hz}$), 1.01 (t, 3H, $J=7.3\text{Hz}$).

CI-MS: $m/e = 567.3$ ($\text{M}+\text{NH}_4$)

PREPARATIVE EXAMPLE 9

5-[4-(3-(7-propyl-3-cyclohexylmethyl-6-benz-[4,5]-isoxazolyloxy)propoxy) phenyl]-2,4-thiazolidinedione



5

Step A: Preparation of Methyl 4-(3-(7-propyl-3-cyclohexylmethyl-6-benz[4,5]-isoxazolyloxy)propoxy)phenylacetate

The title compound was prepared according to the method described in Example 1, Step B. using (3-cyclohexylmethyl-6-hydroxy-7-propyl)benz[4,5]-isoxazole as the starting material.

10

$^1\text{H NMR}$ (400MHz, CDCl_3): δ 7.36 (d, 1H, $J = 8.6$ Hz), 7.32 (dd, 2H, $J = 6.7, 1.9$ Hz), 6.93-6.88 (m, 3H), 4.23-4.17 (m, 4H), 3.84 (s, 3h), 3.72 (s, 2H), 2.84 (t, 2H, $J = 6.3$ Hz), 2.77 (d, 2H, $J = 7.0$ Hz), 2.29 (quint, 2H, $J = 6.3\text{Hz}$), 1.85-1.00 (m, 13H), 0.89 (t, 3H, $J = 7.3\text{Hz}$).

15

Step B: Preparation of 5-[4-(3-(7-propyl-3-cyclohexylmethyl-6-benz-[4,5]-isoxazolyloxy)propoxy)phenyl]-2,4-thiazolidinedione

The title compound was prepared according to the method described in Example 1, Step C. using methyl 4-(3-(7-propyl-3-cyclohexylmethyl-6-benz[4,5]-isoxazolyloxy)propoxy)phenylacetate as the starting material.

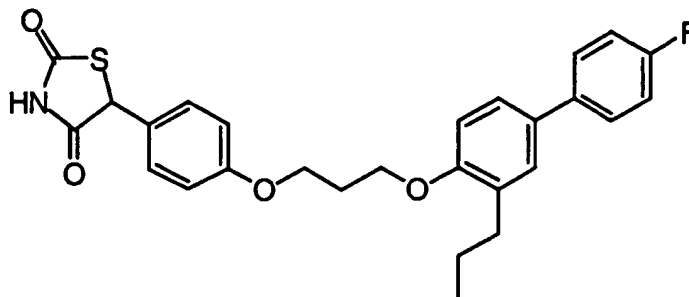
20

$^1\text{H NMR}$ (400MHz, CDCl_3): δ 8.25 (s, 1H), 7.36 (d, 1H, $J = 8.6$ Hz), 7.32 (dd, 2H, $J = 6.7, 1.9$ Hz), 6.93-6.88 (m, 3H), 5.32 (s, 1H), 4.23-4.17 (m, 4H), 2.84 (t, 2H, $J = 6.3$ Hz), 2.77 (d, 2H, $J = 7.0$ Hz), 2.29 (quint, 2H, $J = 6.3\text{Hz}$), 1.85-1.00 (m, 13H), 0.89 (t, 3H, $J = 7.3\text{Hz}$).

25

PREPARATIVE EXAMPLE 10

5-[4-(3-(2-propyl-4-(4'-fluorobiphenyloxy)propoxy)phenyl)-2,4-thiazolidinedione



5 Step A: Preparation of Methyl 4-(3-(2-propyl-4'-fluorobiphenyloxy)propoxy)phenylacetate

The title compound was prepared according to the method described in Example 1, Step B, using 2-propyl-4-(4-fluorophenyl)-phenol as the starting material.

¹H NMR (400MHz, CDCl₃): δ 7.32-7.24 (m, 4H), 7.02-6.79 (m, 7H), 4.20-4.16 (m, 4H), 3.80 (s, 3H), 3.70 (s, 2H), 2.53 (t, 2H, 7.4Hz), 2.26 (quint, 2H, J=6.3Hz), 1.55 (hex, 2H, 5.6Hz), 0.89 (t, 3H, J=7.3Hz).

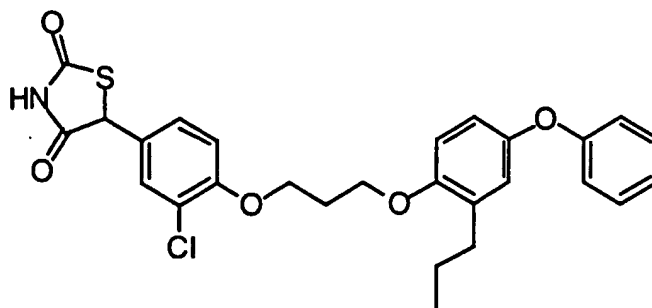
Step B: Preparation of 5-[4-(3-(2-propyl-4'-fluorobiphenyloxy)propoxy)phenyl]-2,4-thiazolidinedione

15 The title compound was prepared according to the method described in Example 1, Step C, using methyl 4-(3-(2-propyl-4'-fluorobiphenyloxy)propoxy)phenylacetate as the starting material.

¹H NMR (400MHz, CDCl₃): δ 8.01 (brs, 1H), 7.32-7.24 (m, 4H), 7.02-6.79 (m, 7H), 5.32 (s, 3H), 4.20-4.16 (m, 4H), 2.53 (t, 2H, 7.4Hz), 2.26 (quint, 2H, J=6.3Hz), 1.55 (hex, 2H, 5.6Hz), 0.89 (t, 3H, J=7.3Hz).

PREPARATIVE EXAMPLE 11

5-[4-(3-(2-propyl-4-phenoxyphenoxy)propoxy)-3-chlorophenyl]-2,4-thiazolidinedione



Step A: Preparation of 4-(3-(2-propyl-4-phenoxyphenoxy)propoxy)-3-chlorophenyl phenyl ether

A solution of 4-phenoxy-2-propylphenol (12.0 g, 52.60 mmol), 1,3-dibromopropane (31.86 g, 157.81 mmol) and cesium carbonate (18.0 g, 55.23 mmol) in dry DMF (110 mL) was stirred at room temperature overnight. The reaction mixture was partitioned between ethyl acetate and 0.2N HCl. The organic was washed twice with water, then dried over sodium sulfate. The organic was filtered and evaporated to an oil which was chromatographed over silica gel with methylene chloride/hexane (1:1) to afford the title compound.

10

Step B: Preparation of Methyl 4-(3-(2-propyl-4-phenoxyphenoxy)propoxy)-3-chlorophenylacetate

A solution of the product from Step A (2.5 g, 7.18 mmol), methyl 3-chloro-4-hydroxyphenylacetate (1.42 g, 7.11 mmol) and cesium carbonate (2.43 g, 7.45 mmol) in DMF (20 mL) was stirred at 40°C overnight. The reaction mixture was partitioned between ethyl acetate and 0.2N HCl. The organic was washed twice with water, then dried over sodium sulfate. The organic was filtered and evaporated to an oil which was chromatographed over silica gel with 10% of ethyl acetate in hexane to afford the title compound.

20 $^1\text{H NMR}$ (400MHz, CDCl_3): δ 7.24-7.29 (m, 3H), 7.10 (dd, 1H, $J=8.4, 2.1\text{Hz}$), 7.00 (t, 1H, $J=7.3\text{Hz}$), 6.92-6.80 (m, 6H), 4.22 (t, 2H, $J=6.1\text{Hz}$), 4.16 (t, 2H, $J=6.0\text{Hz}$), 3.67 (s, 3H), 3.52 (s, 2H), 2.53 (t, 2H, $J=7.4\text{Hz}$), 2.30 (quint, 2H, $J=6.3\text{Hz}$), 1.55 (hex, 2H, 5.6Hz), 0.89 (t, 3H, $J=7.3\text{Hz}$).

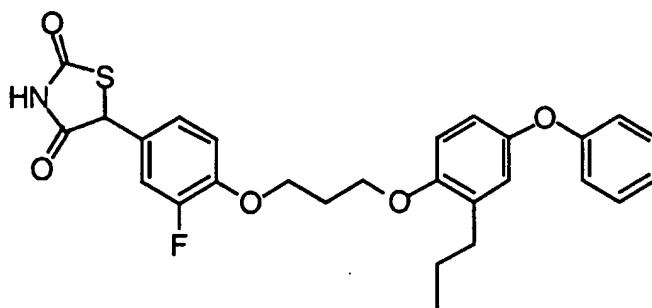
25 Step C: Preparation of 5-[4-(3-(2-propyl-4-phenoxyphenoxy)propoxy)-3-chlorophenyl]-2,4-thiazolidinedione

The title compound was prepared according to the method described in Example 1, Step C, using methyl 4-(3-(2-propyl-4-phenoxyphenoxy)propoxy)-3-chlorophenylacetate as the starting material.

¹H NMR (400MHz, CDCl₃): δ 8.46 (brs, 1H), 7.42 (d, 1H, J=2.3Hz), 7.29-7.23 (m, 3H), 7.02-6.80 (m, 7H), 5.27 (s, 1H), 4.24 (t, 2H, J=6.1Hz), 4.15 (t, 2H, J=6.0Hz), 3.67 (s, 3H), 3.52 (s, 2H), 2.53 (t, 2H, J=7.4Hz), 2.30 (quint, 2H, J=6.3Hz), 1.55 (hex, 2H, 5.6Hz), 0.89 (t, 3H, J=7.3Hz).

PREPARATIVE EXAMPLE 12

10 5-[4-(3-(2-propyl-4-phenoxyphenoxy)propoxy)-3-fluorophenyl]-2,4-thiazolidinedione



Step A: Preparation of methyl 4-(3-(2-propyl-4-phenoxyphenoxy) propoxy) 3-fluorophenylacetate

15 The title compound was prepared according to the method described in Example 11, Step B, using methyl 3-fluoro-4-hydroxyphenylacetate as the starting material.

¹H NMR (400MHz, CDCl₃): δ 7.23-7.28 (m, 3H), 7.11 (dd, 1H, J=8.4, 2.1Hz), 7.03 (t, 1H, J=7.3Hz), 6.92-6.82 (m, 6H), 4.24 (t, 2H, J=6.1Hz), 4.14 (t, 2H, J=6.0Hz), 20 3.66 (s, 3H), 3.52 (s, 2H), 2.51 (t, 2H, J=7.4Hz), 2.31 (quint, 2H, J=6.3Hz), 1.54 (hex, 2H, 5.6Hz), 0.86 (t, 3H, J=7.3Hz).

Step B: Preparation of 5-[4-(3-(2-propyl-4-phenoxyphenoxy)propoxy)-3-fluorophenyl]-2,4-thiazolidinedione

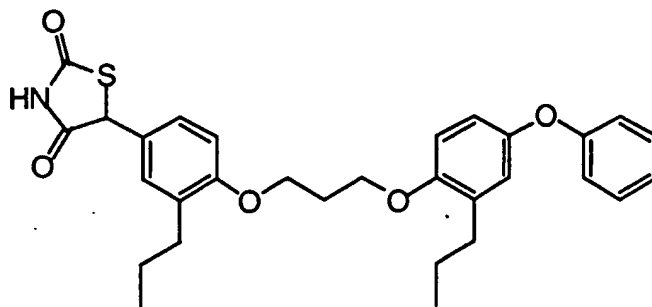
25 The title compound was prepared according to the method described in Example 1, Step C, using methyl 4-(3-(2-propyl-4-phenoxyphenoxy)propoxy)-3-fluorophenylacetate as the starting material.

^1H NMR (400MHz, CDCl_3): δ 7.98 (brs, 1H), 7.42 (d, 1H, $J=2.3\text{Hz}$), 7.29-7.23 (m, 3H), 7.02-6.80 (m, 7H), 5.27 (s, 1H), 4.24 (t, 2H, $J=6.1\text{Hz}$), 4.15 (t, 2H, $J=6.0\text{Hz}$), 3.67 (s, 3H), 3.52 (s, 2H), 2.53 (t, 2H, $J=7.4\text{Hz}$), 2.30 (quint, 2H, $J=6.3\text{Hz}$), 1.55 (hex, 2H, 5.6Hz), 0.89 (t, 3H, $J=7.3\text{Hz}$).

5

PREPARATIVE EXAMPLE 13

5-[4-(3-(2-propyl-4-phenoxyphenoxy)propoxy)-3-propylphenyl]-2,4-thiazolidinedione



Step A: Preparation of methyl 4-(3-(2-propyl-4-phenoxyphenoxy) propoxy)-3-propylphenylacetate

10

The title compound was prepared according to the method described in Example 11, Step B, using methyl 4-hydroxy-3-propylphenylacetate as the starting material.

^1H NMR (400MHz, CDCl_3): δ 7.31-7.25 (m, 2H), 7.07-6.80 (m, 9H), 4.18-4.13 (m, 4H), 3.67 (s, 3H), 3.54 (s, 2H), 2.58-2.53 (m, 4H), 2.29 (quint, 2H, $J=6.3\text{Hz}$), 1.61-1.55 (m, 4H), 0.96-0.86 (m, 6H).

15

Step B: Preparation of 5-[4-(3-(2-propyl-4-phenoxyphenoxy)propoxy)-3-propylphenyl]-2,4-thiazolidinedione

20

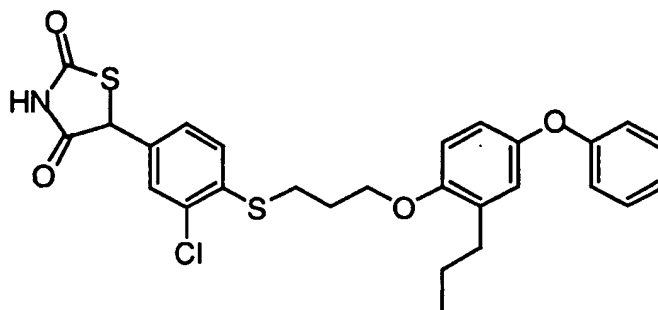
The title compound was prepared according to the method described in Example 1, Step C, using methyl 4-(3-(2-propyl-4-phenoxyphenoxy) propoxy)-3-propylphenylacetate as the starting material.

^1H NMR (400MHz, CDCl_3): δ 8.04 (brs, 1H), 7.28-7.24 (m, 2H), 7.18 (dd, 1H, $J=8.4, 2.3\text{Hz}$), 7.12 (d, 1H, $J=2.5\text{Hz}$), 7.00 (t, 1H, $J=7.4\text{Hz}$), 6.92-6.79 (m, 6H), 5.30 (s, 1H), 4.18-4.13 (m, 4H), 2.58-2.53 (m, 4H), 2.29 (quint, 2H, $J=6.3\text{Hz}$), 1.61-1.55 (m, 4H), 0.96-0.86 (m, 6H).

25

PREPARATIVE EXAMPLE 14

5-[4-(3-(2-propyl-4-phenoxyphenoxy)propylthio)-3-chlorophenyl]-2,4-thiazolidinedione



5

Step A: Preparation of methyl 3-chloro-4-(3-bromopropylthio) phenylacetate

To a solution of methyl 3-chloro-4-dimethylcarbamoylthio-phenylacetate (8.5 g, 0.0295 mol) in methanol (30 mL) was added 25% NaOMe in methanol (7.0 mL, 0.034 mol). The reaction was heated to reflux for 2h. TLC analysis shows residual starting carbamate. Additional NaOMe/MeOH (1.0 mL) was added and the mixture stirred an additional 30 min at reflux. After cooling to ambient temperature, the thiolate solution was added dropwise to a solution of 1,3-dibromopropane (12 mL, 0.12 mol) in methanol (30 mL). The resulting solution was refluxed for 3 h then cooled to ambient temperature, After standing overnight, the reaction was quenched by pouring into ice water. After adjusting to pH1 with conc. HCl, the aqueous solution was extracted with EtOAc (0.2 L then 2x0.1L). The combined organics were washed with water, brine, dried over anhyd. MgSO₄, filtered, and concentrated. The residue was chromatographed over silica gel with 10% of ethyl acetate in hexane to afford the title compound.

20 ¹H NMR (CDCl₃): δ 7.25-7.32 (m, 2H), 7.15 (dd, 1H, J=8.1, 1.8Hz), 3.71 (s, 3H), 3.57 (s, 2H), 3.55 (t, 2H, J=7.7Hz), 3.10 (t, 2H, J=7.7Hz), 2.18 (m, 2H).

Step B: Preparation of methyl 4-(3-(2-propyl-4-phenoxyphenoxy) propylthio)3-chlorophenylacetate

25 A solution of 4-(3-bromopropoxy)-3-propylphenyl phenyl ether (2.5 g, 7.18 mmol), methyl 3-chloro-4-hydroxyphenylacetate (1.42 g, 7.11 mmol) and cesium carbonate (2.43 g, 7.45 mmol) in DMF (20 mL) was stirred at 40C overnight. The reaction mixture was partitioned between ethyl acetate and 0.2N HCl. The

organic was washed twice with water, then dried over sodium sulfate. The organic was filtered and evaporated to an oil which was chromatographed over silica gel with 10% of ethyl acetate in hexane to afford the title compound.

¹H NMR (400MHz, CDCl₃): δ 7.24-7.29 (m, 3H), 7.10 (dd, 1H, J=8.4, 2.1Hz), 7.00 (t, 1H, J=7.3Hz), 6.92-6.80 (m, 6H), 4.22 (t, 2H, J=6.1Hz), 4.16 (t, 2H, J=6.0Hz), 3.67 (s, 3H), 3.52 (s, 2H), 2.53 (t, 2H, J=7.4Hz), 2.30 (quint, 2H, J=6.3Hz), 1.55 (hex, 2H, 5.6Hz), 0.89 (t, 3H, J=7.3Hz).

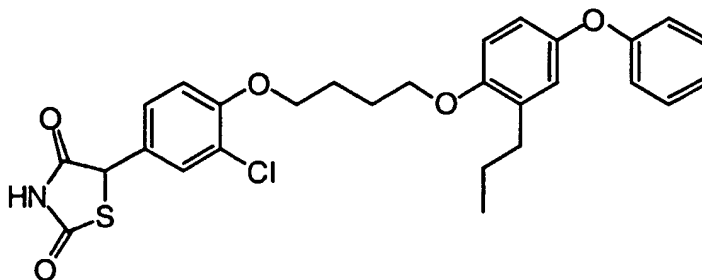
Step C: Preparation of 5-[4-(3-(2-propyl-4-phenoxyphenoxy)propylthio)-3-chlorophenyl]-2,4-thiazolidinedione

The title compound was prepared according to the method described in Example 1, Step C, methyl 4-(3-(2-propyl-4-phenoxyphenoxy)propylthio)-3-chlorophenylacetate as the starting material.

¹H NMR (400MHz, CDCl₃): δ 8.60 (brs, 1H), 7.42 (d, 1H, J=2.3Hz), 7.29-7.23 (m, 3H), 7.02-6.80 (m, 7H), 5.27 (s, 1H), 4.24 (t, 2H, J=6.1Hz), 4.15 (t, 2H, J=6.0Hz), 3.67 (s, 3H), 3.52 (s, 2H), 2.53 (t, 2H, J=7.4Hz), 2.30 (quint, 2H, J=6.3Hz), 1.55 (hex, 2H, 5.6Hz), 0.89 (t, 3H, J=7.3Hz).

PREPARATIVE EXAMPLE 15

5-[4-(3-(2-propyl-4-phenoxyphenoxy)propoxy)-3-chlorophenyl]-2,4-thiazolidinedione



Step A: Preparation of 4-(4-bromobutoxy)-3-propylphenyl phenyl ether

A solution of 4-phenoxy-2-propylphenol (25.0 g, 0.11 mol), 1,4-dibromobutane (70.99 g, 0.33 mol) and cesium carbonate (39.28 g, 0.12 mol) in dry DMF (250 mL) was stirred at room temperature overnight. The reaction mixture was partitioned between ethyl acetate and 0.2N HCl. The organic layer was washed twice with water, then dried over sodium sulfate. The organic layer was filtered and

evaporated to an oil which was chromatographed over silica gel with methylene chloride/hexane (1:1) to afford the title compound.

5 Step B: Preparation of methyl 4-(4-(2-propyl-4-phenoxyphenoxy)butoxy)-3-chlorophenylacetate

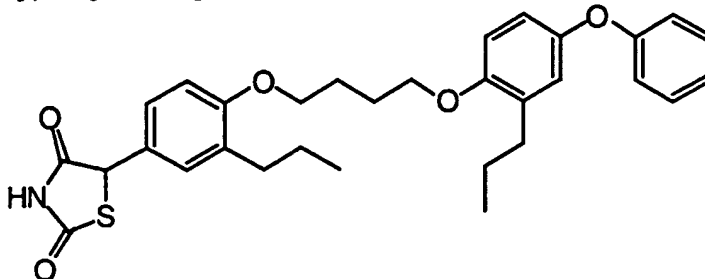
A solution of 4-(4-bromobutoxy)-3-propylphenyl phenyl ether (5.7 g, 15.75 mmol), methyl 3-chloro-4-hydroxyphenylacetate (3.0 g, 15.00 mmol) and cesium carbonate (5.38 g, 16.50 mmol) in DMF (50 mL) was stirred at 40°C overnight. The reaction mixture was partitioned between ethyl acetate and 0.2N HCl. 10 The organic layer was washed twice with water, then dried over sodium sulfate. The organic layer was filtered and evaporated to an oil which was chromatographed over silica gel with 10% of ethyl acetate in hexane to afford the title compound. ¹H NMR (400MHz, CDCl₃): δ 7.28-7.24 (m, 3H), 7.10 (dd, 1H, J=8.4, 2.2Hz), 7.02-6.98 (m, 1H), 6.92-6.76 (m, 6H), 4.09 (t, 2H, J=5.7Hz), 4.01 (t, 2H, J=5.8Hz), 3.67 (s, 15 3H), 3.52 (s, 2H), 2.53 (t, 2H, J=7.4Hz), 2.02 (m, 4H), 1.55 (hex, 2H, 5.6Hz), 0.89 (t, 3H, J=7.3Hz).

20 Step C: Preparation of 5-[4-(3-(2-propyl-4-phenoxyphenoxy)butoxy)-3-chlorophenyl]-2,4-thiazolidinedione

The title compound was prepared according to the method described in Example 1, Step C, using methyl 4-(4-(2-propyl-4-phenoxyphenoxy)butoxy)-3-chlorophenylacetate as the starting material. ¹H NMR (400MHz, CDCl₃): δ 8.12 (brs, 1H), 7.42 (d, 1H, J=2.4Hz), 7.28-7.23 (m, 3H), 7.02-6.75 (m, 7H), 5.28 (s, 1H), 4.09 (t, 2H, J=5.7Hz), 4.03 (t, 2H, J=5.8Hz), 25 3.67 (s, 3H), 3.52 (s, 2H), 2.53 (t, 2H, J=7.4Hz), 2.02 (m, 4H), 1.55 (hex, 2H, 5.6Hz), 0.89 (t, 3H, J=7.3Hz).

PREPARATIVE EXAMPLE 16

5-[4-(4-(2-propyl-4-phenoxyphenoxy)butoxy)-3-chlorophenyl]-2,4-thiazolidinedione



Step A: Preparation of methyl 4-(4-(2-propyl-4-phenoxyphenoxy)butoxy) 3-propylphenylacetate

The title compound was prepared according to the method described in Example 15, Step A, using methyl 3-propyl-4-hydroxyphenylacetate as the starting material.

$^1\text{H NMR}$ (400MHz, CDCl_3): δ 7.31-7.25 (m, 2H), 7.04-6.76 (m, 9H), 4.02-4.00 (m, 4H), 3.67 (s, 3H), 3.55 (s, 2H), 2.61-2.53 (m, 4H), 2.03-1.98 (m, 4H), 1.68-1.55 (m, 4H), 0.98-0.90 (m, 6H).

Step B: Preparation of 5-[4-(4-(2-propyl-4-phenoxy-phenoxy)butoxy)-3-propylphenyl]-2,4-thiazolidinedione

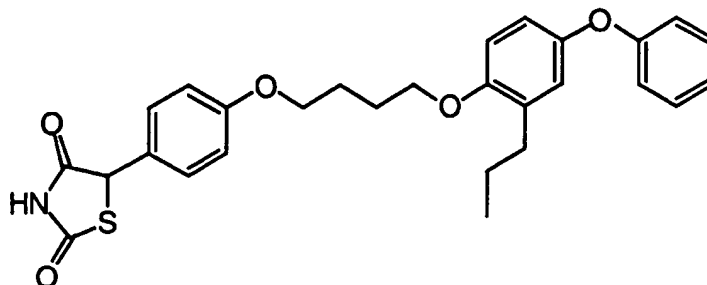
The title compound was prepared according to the method described in Example 1, Step C, using methyl 4-(4-(2-propyl-4-phenoxyphenoxy)butoxy)-3-propylphenylacetate as the starting material.

$^1\text{H NMR}$ (400MHz, CDCl_3): δ 8.14 (brs, 1H), 7.29-7.24 (m, 2H), 7.19-6.12 (m, 2H), 7.02-6.90 (m, 1H), 6.84-6.75 (m, 6H), 5.30 (s, 1H), 4.02-4.00 (m, 4H), 3.67 (s, 3H), 3.55 (s, 2H), 2.61-2.53 (m, 4H), 2.03-1.98 (m, 4H), 1.68-1.55 (m, 4H), 0.98-0.90 (m, 6H).

PREPARATIVE EXAMPLE 17

5-[4-(4-(2-propyl-4-phenoxyphenoxy)butoxy)phenyl]-2,4-thiazolidinedione

25



Step A: Preparation of methyl 4-(4-(2-propyl-4-phenoxyphenoxy)butoxy)phenylacetate

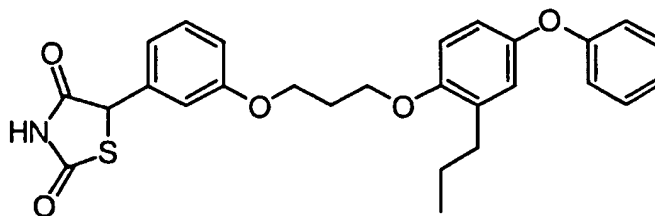
- The title compound was prepared according to the method described in Example 15, Step A, using methyl 4-hydroxyphenylacetate as the starting material.
- $^1\text{H NMR}$ (400MHz, CDCl_3): δ 7.32-7.23 (m, 5H), 7.02-6.76 (m, 7H), 4.02-4.00 (m, 4H), 2.54 (t, 2H, $J=6.4\text{Hz}$), 2.01-1.94 (m, 4H), 1.56 (hex, 2H, $J=6.7\text{Hz}$), 0.90 (t, 3H, $J=7.4\text{Hz}$).

Step B: Preparation of 5-[4-(4-(2-propyl-4-phenoxyphenoxy)butoxy)phenyl]-2,4-thiazolidinedione

- The title compound was prepared according to the method described in Example 1, Step C, using methyl 4-(4-(2-propyl-4-phenoxyphenoxy)butoxy)phenylacetate as the starting material.
- $^1\text{H NMR}$ (400MHz, CDCl_3): δ 8.01 (brs, 1H), 7.32-7.23 (m, 5H), 7.02-6.76 (m, 7H), 5.32 (s, 1H), 4.02-4.00 (m, 4H), 2.54 (t, 2H, $J=6.4\text{Hz}$), 2.01-1.94 (m, 4H), 1.56 (hex, 2H, $J=6.7\text{Hz}$), 0.90 (t, 3H, $J=7.4\text{Hz}$).

PREPARATIVE EXAMPLE 18

5-[3-(3-(2-propyl-4-phenoxyphenoxy)propoxy)phenyl]-2,4-thiazolidinedione



Step A: Preparation of methyl 3-(3-(2-propyl-4-phenoxyphenoxy)propoxy)phenylacetate

The title compound was prepared according to the method described in Example 11, Step B, using methyl 3-hydroxyphenylacetate as the starting material.

¹H NMR (400MHz, CDCl₃): δ 7.29-7.19 (m, 3H), 7.01-6.72 (m, 9H), 4.16 (t, 2H, J=6.2Hz), 4.11 (t, 2H, J=6.1Hz), 3.67 (s, 3H), 3.57 (s, 2H), 2.55 (t, 2H, J=6.2Hz),
5 2.27 (quint, 2H, J=6.3Hz), 1.56 (hex, 2H, J=7.2Hz), 0.96 (t, 3H, J=7.3Hz).

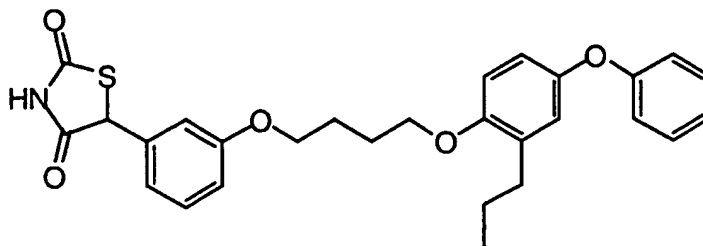
Step B: Preparation of 5-[3-(3-(2-propyl-4-phenoxyphenoxy)propoxy)phenyl]-2,4-thiazolidinedione

The title compound was prepared according to the method described in Example 1, Step C, using methyl 3-(3-(2-propyl-4-phenoxy-
10 phenoxy)propoxy)phenylacetate as the starting material.

¹H NMR (400MHz, CDCl₃): δ 8.48 (brs, 1H), 7.32-7.24 (m, 3H), 7.02-6.79 (m, 9H), 5.30 (s, 1H), 4.16 (t, 2H, J=6.2Hz), 4.11 (t, 2H, J=6.1Hz), 3.67 (s, 3H), 3.57 (s, 2H), 2.55 (t, 2H, J=6.2Hz), 2.27 (quint, 2H, J=6.3Hz), 1.56 (hex, 2H, J=7.2Hz), 0.96 (t,
15 3H, J=7.3Hz).

PREPARATIVE EXAMPLE 19

5-[3-(4-(2-propyl-4-phenoxyphenoxy)butoxy)phenyl]-2,4-thiazolidinedione



20

Step A: Preparation of methyl 3-(4-(2-propyl-4-phenoxyphenoxy)butoxy)phenylacetate

The title compound was prepared according to the method described in Example 15, Step A, using methyl 3-hydroxyphenylacetate as the starting material.

¹H NMR (400MHz, CDCl₃): δ 7.31-7.22 (m, 5H), 7.01-6.76 (m, 7H), 4.01-4.00 (m, 4H), 2.54 (t, 2H, J=6.4Hz), 2.00-1.94 (m, 4H), 1.55 (hex, 2H, J=6.7Hz), 0.91 (t, 3H, J=7.4Hz).

25

Step B: Preparation of 5-[3-(4-(2-propyl-4-phenoxyphenoxy)butoxy)phenyl]-2,4-thiazolidinedione

The title compound was prepared according to the method described in Example 1, Step C, using methyl 3-(4-(2-propyl-4-phenoxy-

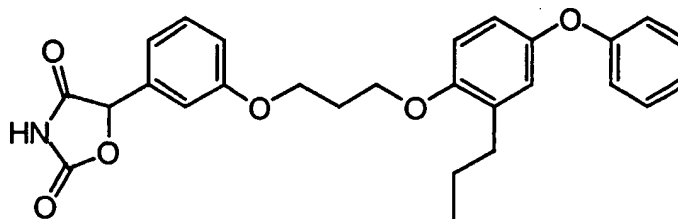
5 phenoxy)butoxy)phenylacetate as the starting material.

$^1\text{H NMR}$ (400MHz, CDCl_3): δ 7.93 (brs, 1H), 7.31-7.22 (m, 5H), 7.00-6.75 (m, 7H), 5.31 (s, 1H), 4.02-4.00 (m, 4H), 2.53 (t, 2H, $J=6.4\text{Hz}$), 2.01-1.93 (m, 4H), 1.55 (hex, 2H, $J=6.7\text{Hz}$), 0.91 (t, 3H, $J=7.4\text{Hz}$).

10

PREPARATIVE EXAMPLE 20

5-[3-(3-(2-propyl-4-phenoxyphenoxy)propoxy)phenyl]-2,4-oxazolidinedione



15

Step A: Preparation of Methyl 3-(3-(2-propyl-4-phenoxyphenoxy)propoxy) mandelate

A solution of methyl 3-hydroxymandelate (253 mg, 1.39 mmol), 4-(3-bromopropoxy)-3-propylphenyl phenyl ether (500 mg, 1.44 mmol) and cesium carbonate (475 mg, 1.46 mmol) in dry DMF (5 mL) was stirred at room temperature overnight. The reaction mixture was partitioned between ethyl acetate and 0.2N HCl. The organic layer was washed twice with water, then dried over sodium sulfate. The organic layer was filtered and evaporated to an oil which was chromatographed over silica gel with methylene chloride/hexane (1:1) to afford the title compound.

20

$^1\text{H NMR}$ (400MHz, CDCl_3): δ 7.29-7.24 (m, 3H), 7.03-6.79 (m, 9H), 5.12 (d, 1H, $J = 5.7\text{ Hz}$), 4.18 (t, 2H, $J=6.2\text{Hz}$), 4.13 (t, 2H, $J=6.1\text{Hz}$), 3.40 (d, 1H, $J = 5.7\text{ Hz}$), 2.55 (t, 2H, $J=6.2\text{Hz}$), 2.27 (quint, 2H, $J=6.3\text{Hz}$), 1.56 (hex, 2H, $J=7.2\text{Hz}$), 0.96 (t, 3H, $J=7.3\text{Hz}$).

25

Step B: Preparation of 5-[3-(3-(2-propyl-4-phenoxyphenoxy)propoxy) phenyl]-2,4-oxazolidinedione

30

A solution of methyl 3-(3-(2-propyl-4-phenoxyphenoxy)-propoxy)mandelate (194 mg), urea (39 mg) and sodium methoxide (0.90 mL, 0.5 M) was refluxed overnight. The reaction mixture was partitioned between ethyl acetate and water. The organic layer was washed twice with water, dried over sodium sulfate,

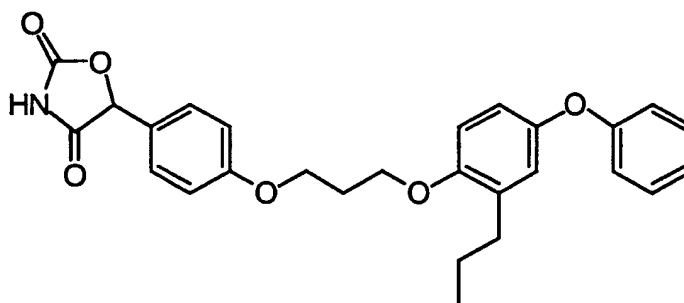
5 filtered and evaporated to an oil, which was chromatographed over silica gel with 3% of methanol in methylenechloride to afford the title compound.

¹H NMR (400MHz, CDCl₃): δ 7.34 (t, 1H, J = 7.6 Hz), 7.30-7.24 (m, 2H), 7.03-6.79 (m, 9H), 5.74 (s, 1H), 4.18 (t, 2H, J=6.2Hz), 4.13 (t, 2H, J=6.1Hz), 2.55 (t, 2H, J=6.2Hz), 2.27 (quint, 2H, J=6.3Hz), 1.56 (hex, 2H, J=7.2Hz), 0.96 (t, 3H, J=7.3Hz).

10

PREPARATIVE EXAMPLE 21

5-[4-(3-(2-propyl-4-phenoxyphenoxy)propoxy)phenyl]-2,4-oxazolidinedione



15 Step A: Preparation of Ethyl 4-(3-(2-propyl-4-phenoxyphenoxy) propoxy)mandelate

The title compound was prepared according to the method described in Example 20, Step A, using ethyl 4-hydroxymandelate as the starting material.

¹H NMR (400MHz, CDCl₃): δ 7.32-7.24 (m, 5H), 7.01 (t, 1H, J = 7.4 Hz), 6.92-6.79 (m, 6H), 5.03 (d, 1H, J = 5.7 Hz), 4.26 (quart, 2H, J = 7.4 Hz), 4.18 (t, 2H, J=6.2Hz),

20 4.13 (t, 2H, J=6.1Hz), 3.36 (d, 1H, J = 5.7 Hz), 2.55 (t, 2H, J=6.2Hz), 2.27 (quint, 2H, J=6.3Hz), 1.56 (hex, 2H, J=7.2Hz), 1.21 (t, 3H, J = 7.2 Hz), 0.96 (t, 3H, J=7.3Hz).

25 Step B: Preparation of 5-[4-(3-(2-propyl-4-phenoxyphenoxy)propoxy) phenyl]-2,4-oxazolidinedione

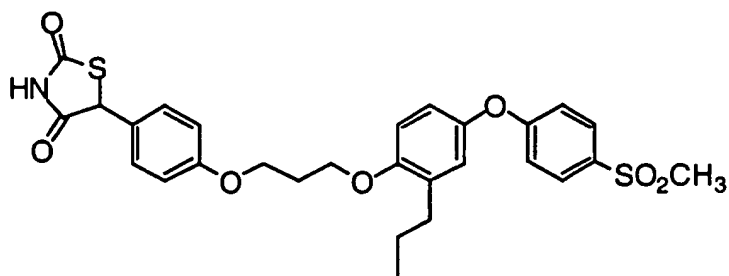
The title compound was prepared according to the method described in Example 20, Step B, using ethyl 4-(3-(2-propyl-4-phenoxyphenoxy)propoxy)mandelate as the starting material.

¹H NMR (400MHz, CDCl₃): δ 7.32-7.24 (m, 5H), 7.01 (t, 1H, J = 7.4 Hz), 6.92-6.79 (m, 6H), 5.74 (s, 1H), 4.18 (t, 2H, J=6.2Hz), 4.13 (t, 2H, J=6.1Hz), 2.55 (t, 2H, J=6.2Hz), 2.27 (quint, 2H, J=6.3Hz), 1.56 (hex, 2H, J=7.2Hz), 0.96 (t, 3H, J=7.3Hz).

5

PREPARATIVE EXAMPLE 22

5-[4-(3-(2-propyl-4-(4'-methylsulfonyl)phenoxy-phenoxypropoxy)phenyl)-2,4-thiazolidinedione



10

Step A: Preparation of 2-Propyl-4-(4'-methylsulfonyl)phenoxyphenol

A solution of hydroquinone (33.00g, 0.30 mol) and potassium carbonate (45.6 g, 0.33 mol) in dry DMF (250 mL) was stirred at 40 °C for 30 minutes. Allyl bromide (5.20 mL, 0.06 mol) was added and the reaction was stirred overnight. The reaction mixture was partitioned between ethyl acetate and 0.2N HCl. The organic layer was washed twice with water, then dried over sodium sulfate. The organic layer was filtered and evaporated to an oil which was chromatographed over silica gel with hexane/ethyl acetate (4:1) to afford 4-allyloxyphenol.

15

¹H NMR (400MHz, CDCl₃): δ 6.74 (dd, 4H, J=9.0 Hz, 12.5 Hz), 6.03 (m, 1H), 5.37 (dd, 1H, J=1.3Hz, 15.7 Hz), 5.25 (dd, 1H, J=1.3Hz, 9.0Hz), 4.64 (broad s, 1H), 4.46 (d, 2H, J=5.3 Hz)

20

A solution of 4-allyloxyphenol (4.3 g, 28.70 mmol), 4-fluorophenyl methyl sulfone (5.00 g, 28.70 mmol) and potassium carbonate (4.8g, 34.45 mmol) in dry N,N-dimethylacetamide (50 mL) was heated at reflux overnight. The reaction mixture was partitioned between ethyl acetate and 0.2N HCl. The organic layer was washed twice with water, then dried over sodium sulfate. The organic layer was filtered and evaporated to an oil which was chromatographed over silica gel with hexane /ethyl acetate (5:1) to afford 4-(4'-methylsulfonyl)phenoxyphenyl allyl ether.

25

^1H NMR (400MHz, CDCl_3): δ . 7.84 (d, 2H, $J=8.9\text{Hz}$), 7.00 (m, 6H), 6.08 (m, 1H), 5.44 (dd, 1H, $J=1.5\text{Hz}$, 15.5Hz), 5.31 (dd, 1H, $J=1.4\text{Hz}$, 8.8Hz), 4.45 (d, 2H, $J=5.6\text{Hz}$), 3.02 (s, 3H).

A solution of 4-((4'-methylsulfonyl)phenoxy)phenyl allyl ether (5.20 g, 0.12mol), in dry 1,2-dichlorobenzene was heated at 180°C overnight. After solvent removal *in vacuo*, the residue was chromatographed over silica gel with hexane/ethyl acetate (4:1) to afford 2-allyl-4-(4'-methylsulfonyl)phenoxyphenol.

^1H NMR (400MHz, CDCl_3): δ . 7.84 (d, 2H, $J=8.9\text{Hz}$), 7.34 (s, 1H), 7.01 (dd, 2H, $J=9.8\text{Hz}$, 2.0Hz), 6.84 (d, 2H, $J=2.2\text{Hz}$), 5.97 (m, 1H), 5.18 (d, 1H, $J=1.4\text{Hz}$), 5.15 (dd, 1H, $J=1.5\text{ Hz}$, 5.8Hz), 4.93 (s, 1H), 3.38 (d, 2H, $J=6.5\text{Hz}$), 3.02 (s, 3H).

A solution of 2-allyl-4-(4'-methylsulfonyl)phenoxyphenol (3.8 g, 12.40 mmol) and 5% palladium on carbon (1.2 g) in ethyl acetate (50 mL) was stirred at room temperature under hydrogen atmosphere for 3 hr. The reaction was filtered through Celite, passed through a short pad of silica gel and concentrated *in vacuo* to an oil to afford 2-propyl-4-(4'-methylsulfonyl)phenoxyphenol which was used without further purification.

^1H NMR (400MHz, CDCl_3): δ . 7.86 (d, 2H, $J=8.9\text{Hz}$), 7.02 (d, 2H, $J=9.9\text{Hz}$), 6.84 (s, 1H), 6.78 (d, 2H, $J=1.0\text{Hz}$), 4.73 (s, 1H), 3.02 (s, 3H), 2.56 (t, 2H, $J=7.5\text{Hz}$), 1.62 (quint, 2H, $J=7.5\text{Hz}$), 0.95 (t, 3H, $J=7.5\text{Hz}$)

20

Step B: Preparation of Ethyl 4-(3-bromopropoxy)mandelate

A solution of ethyl 4-hydroxymandelate (19.6 g, 0.1 mol), 1,3-dibromopropane (60.75 g, 0.3 mol) and cesium carbonate (35.75 g, 0.11 mol) in dry DMF (200 mL) was stirred at room temperature overnight. The reaction mixture was partitioned between ethyl acetate and 1.0 N HCl. The organic layer was washed twice with water, once with brine and then dried over sodium sulfate. The organic layer was then filtered and the solvent removed *in vacuo*. The resulting oil was chromatographed on silica gel, using a gradient of 100% hexane to methylene chloride/hexane (2:1) to yield the titled compound.

^1H NMR (400MHz, CDCl_3): δ . 7.30 (m, 2H); 6.86 (m, 2H); 5.82 (d, 1H, $J=5.6\text{ Hz}$); 4.2 (m, 2H); 4.08 (t, 3H, $J=5.6\text{ Hz}$); 3.58 (t, 2H, $J=0.016\text{ ppm}$); 3.37 (d, 1H, $J=5.6\text{ Hz}$); 2.29 (m, 2H); 1.21 (t, 3H, $J=7.2\text{ Hz}$).

Step C: Preparation of Ethyl 4-(3-(2-propyl-4-(4'-methylsulfonyl)phenoxy)phenoxypropoxy)mandelate

A solution of 2-propyl-4-(4'-methylsulfonyl)phenoxyphenol (19.0 g, 62.0 mmol) (as prepared in Step A), potassium carbonate (9.4 g, 68.2 mmol) and DMF (100 mL) were stirred at 40°C for 0.5 hours. Then ethyl 4-(3-bromopropoxy)mandelate (19.5 g, 58.9 mmol) was added and the reaction mixture was stirred overnight. The reaction mixture was partitioned between ethyl acetate and 1.0 N HCl. The organic layer was washed twice with water, once with brine and then dried over sodium sulfate. The organic layer was then filtered and the solvent removed in vacuo. The resulting oil was chromatographed on silica gel, using ethyl acetate/hexane/methylene chloride (1:4:5) to yield the titled compound. ¹H NMR (400MHz, CDCl₃): δ. 7.30 (m, 2H); 6.86 (m, 2H); 5.82 (d, 1H, J=5.6 Hz); 4.2 (m, 2H); 4.08 (t, 3H, J=5.6 Hz ppm); 3.58 (t, 2H, J=6.4 Hz); 3.37 (d, 1H, J=5.6 Hz); 2.29 (m, 2H); 1.21 (t, 3H, J=7.2 Hz).

15

Step D: Preparation of ethyl α-chloro-4-(3-(2-propyl-4-(4'-methylsulfonyl)phenoxy)phenoxy)propoxy)phenylacetate

To a solution of ethyl 4-(3-(2-propyl-4-(4'-methylsulfonyl)phenoxy)phenoxypropoxy) mandelate of Step C (16.8 g, 30.18 mmol), pyridine (2.95 mL, 36.51 mmol) and toluene (160 mL) was added thionyl chloride (2.88 mL, 39.54 mmol). The reaction mixture was stirred overnight and then partitioned between ethyl acetate and water. The organic layer was washed twice with water, once with brine, dried over sodium sulfate, and filtered. The solvent was removed in vacuo and the resulting oil was filtered through a pad of silica gel, using acetone/hexane (1:4) to yield the titled compound. ¹H NMR (400MHz, CDCl₃): δ. 7.86 (m, 2H); 7.35 (m, 2H); 7.03 (m, 2H); 6.92 (m, 2H); 6.87 (bs, 3H); 5.12 (bs, 1H); 4.2 (m, 6H); 3.05 (s, 3H); 2.59 (t, 2H, J=7.6 Hz); 2.31 (m, 2H); 1.60 (m, 3H); 1.25 (m, 3H); 0.93 (t, 3H, J=7.2 Hz).

25

Step E: Preparation of 5-[4-(3-(2-propyl-4-(4'-methylsulfonyl)phenoxy)phenoxy)propoxy)phenyl]-2,4-thiazolidinedione

The title compound was prepared according to the method described in Example 1, Step C (second paragraph), using ethyl α-chloro-4-(3-(2-propyl-4-(4'-methylsulfonyl)phenoxy)phenoxy)propoxy) phenylacetate as the starting material.

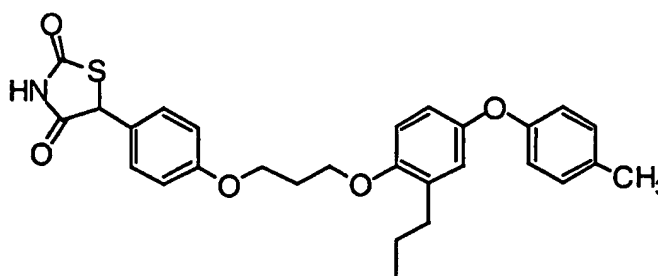
30

¹H NMR (400MHz, CDCl₃): δ 8.18 (broad s, 1H), 7.84 (d, 2H, J=8.9Hz), 7.35 (d, 2H, J=8.7Hz), 6.99 (d, 2H, J=8.7Hz), 6.92 (d, 2H, J=9.8Hz), 6.84 (s, 3H), 5.35 (s, 1H), 4.12 (t, 2H, J=6.6Hz), 4.08 (t, 2H, J=6.3Hz), 3.02 (s, 3H), 2.57 (t, 2H, 7.5Hz), 2.28 (q, 2H, J=6.4Hz), 1.57(hex, 2H, 5.8Hz), 0.91 (t, 3H, J=7.5Hz)

5

PREPARATIVE EXAMPLE 23

5-[4-(3-(2-propyl-4-(4'-methylphenoxy)phenoxypropoxy)phenyl)-2,4-thiazolidinedione



10

Step A: Preparation of 2-Propyl-4-(4'-methylphenoxy)phenol

A solution of 4-methylphenol (4.52 g, 40.29 mmol), 4-fluorobenzaldehyde (5.00 g, 40.29 mmol) and potassium carbonate (6.70 g, 48.35 mmol) in dimethylacetamide (40 mL) was refluxed for 12 h and cooled to room temperature. Water was added and the reaction mixture was extracted with ethyl acetate. The organic extract was washed with brine, dried over sodium sulfate, filtered and concentrated to afford an oil which was chromatographed on silica gel (15% ethyl acetate/hexane) to afford 4-(4'-methylphenoxy)benzaldehyde.

15

A solution of 4-(4'-methylphenoxy)benzaldehyde (9.00 g, 41.63 mmol) in CHCl₃ (75 mL) was treated with m-chloroperbenzoic acid (46-85%, 15.80 g, 52.00 mmol) and stirred for 3 h at room temperature. The reaction was washed with sat. aq. NaHSO₃, sat. aq. NaHCO₃, and water. The organic layer is concentrated and the residual oil taken up in MeOH (10 mL) containing a few drops of conc. HCL and stirred for 1 h at room temperature. The solvent is removed in vacuo and the resulting oil was chromatographed on silica gel (20% ethyl acetate/hexane) to afford 4-(4'-methylphenoxy)phenol.

20

25

A solution of 4-(4'-methylphenoxy)phenol (4.75 g, 23.30 mmol), potassium carbonate (4.17 g, 30.30 mmol) and allyl bromide (2.22 mL, 25.60 mmol) in DMF (50 mL) was stirred for 5 h at 60°C. After cooling, the reaction mixture was

neutralized with 1 N HCl and extracted with ethyl acetate. The organic extract was washed with brine, dried over sodium sulfate, filtered and concentrated to afford an oil which was chromatographed on silica gel (15% ethyl acetate/ hexane) to afford 4-(4'-methylphenoxy)phenyl allyl ether.

5 4-(4'-Methylphenoxy)phenyl allyl ether (4.00 g, 16.37 mmol) was taken up in 1,2-dichlorobenzene (50 mL) and refluxed for 20 h. After cooling, the solvent was removed in vacuo and the resulting crude oil was chromatographed on silica gel (15% ethyl acetate/ hexane) to afford 4-(4'-methylphenoxy)-2-allylphenol.

10 A solution of 4-(4'-methylphenoxy)-2-allylphenol (2.30 g, 9.42 mmol) and 5% Pd/C (0.90 g) in ethyl acetate (30 mL) was stirred under H₂ atmosphere for 3 h at room temperature. The reaction mixture was filtered through a short pad of silica gel and concentrated in vacuo to afford the title compound which was used as is. ¹H NMR (400 MHz, CDCl₃): δ 7.19 (d, 2H), 6.86 (d, 1H), 6.83 (dd, 2H), 6.72 (d, 2H), 4.61 (s, 1H), 2.53 (t, 2H), 2.30 (s, 3H), 1.61 (hex, 2H), 0.96 (t, 3H).

15

Step B: Preparation of Methyl 4-(3-(2-propyl-4-(4'-methylphenoxy)-phenoxy)propoxy)phenylacetate

20 The title compound was prepared according to the method described in Example 1, Step B using 2-propyl-4-(4'-methylphenoxy)phenol (19.0 g, 62.0 mmol) and methyl 4-(3-bromopropoxy)phenylacetate (19.5 g, 58.9 mmol) (Example 1, step A) as the starting materials. ¹H NMR (400MHz, CDCl₃): δ 7.18 (d, 2H), 7.07 (d, 2H), 6.85 (m, 5H), 6.76 (d, 1H), 6.70 (d, 1H), 5.33 (s, 1H), 4.15 (t, 2H), 4.10 (t, 2H), 3.67 (s, 3H), 3.55 (s, 2H), 2.53 (t, 2H), 2.28 (s, 3H), 2.25 (quint, 2H), 1.59 (hex, 2H), 0.89 (t, 3H).

25

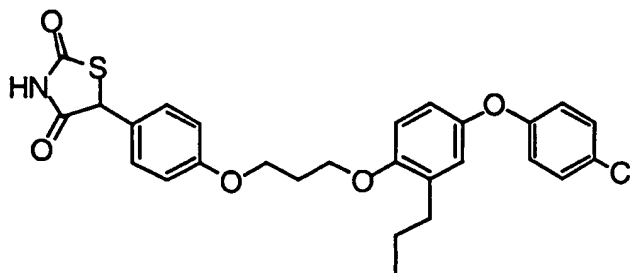
Step C: Preparation of 5-[4-(3-(2-propyl-4-(4'-methylphenoxy)phenoxy)-propoxy)phenyl]-2,4-thiazolidinedione

30 The title compound was prepared according to the method described in Example 1, Step C, using methyl 4-(3-(2-propyl-4-(4'-methylphenoxy)-phenoxy)propoxy)phenylacetate (19.5g, 58.9 mmol) as the starting material. ¹H NMR (400MHz, CDCl₃): δ 8.32 (broad s, 1H), 7.32 (d, 2H); 7.09 (d, 2H); 6.94 (d, 2H); 6.85 (d, 2H); 6.83 (d, 1H), 6.77 (dd, 2H), 5.33 (s, 1H); 4.05 (t, 2H); 4.00 (t, 2H); 2.55 (t, 2H); 2.31 (s, 3H), 2.00 (quint, 2H), 1.59 (hex, 2H), 0.93 (t, 3H).

PREPARATIVE EXAMPLE 24

5-[4-(3-(2-propyl-4-(4'-chlorophenoxy)phenoxy)propoxy)phenyl]-2,4-thiazolidinedione

5

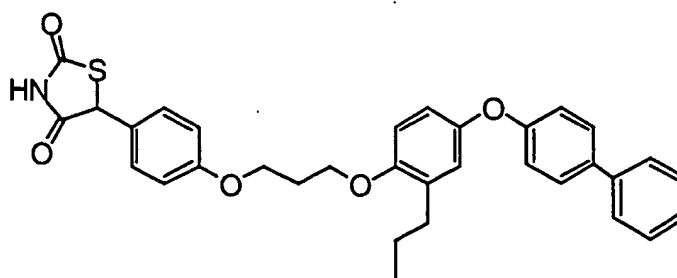


The title compound was prepared according to the method described in Example 23, using 4-chlorophenol in place of 4-methylphenol as the starting material
 10 in Step A. ¹H NMR (400MHz, CDCl₃): δ 8.19 (broad s, 1H), 7.33 (d, 2H), 7.22 (d, 2H), 6.93 (d, 2H), 6.85 (d, 1H), 6.84 (d, 2H), 6.80 (dd, 2H), 5.32 (s, 1H), 4.18 (t, 2H), 4.11 (t, 2H), 2.54 (t, 2H), 2.37 (quint, 2H), 1.55 (hex, 2H), 0.89 (t, 3H).

PREPARATIVE EXAMPLE 25

15

5-[4-(3-(2-propyl-4-(4'-phenyl)phenoxy)phenoxy)propoxy)phenyl]-2,4-thiazolidinedione



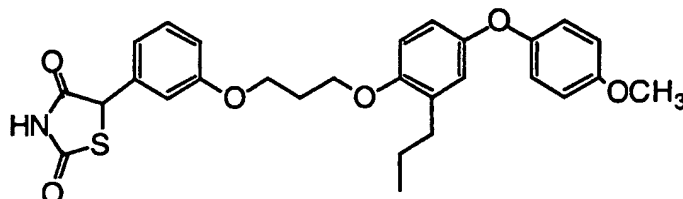
20

The title compound was prepared according to the method described in Example 23, using 4-phenylphenol in place of 4-methylphenol as the starting material
 in Step A. ¹H NMR (400MHz, CDCl₃): δ 8.01 (broad s, 1H), 7.54 (d, 2H), 7.50 (d, 2H), 7.40 (t, 2H), 7.32 (d, 2H), 7.31 (t, 1H), 6.98 (d, 2H), 6.91 (d, 2H), 6.98 (d, 1H),

6.85 (dd, 1H), 6.87 (d, 1H), 5.28 (s, 1H), 4.05 (t, 2H); 4.00 (t, 2H), 2.56 (t, 2H), 1.99 (quint, 2H), 1.59 (hex, 2H), 0.92 (t, 3H).

PREPARATIVE EXAMPLE 26

5 5-[3-(3-(2-propyl-4-(4'-methoxyphenoxy)propoxy)phenyl)-2,4-thiazolidinedione

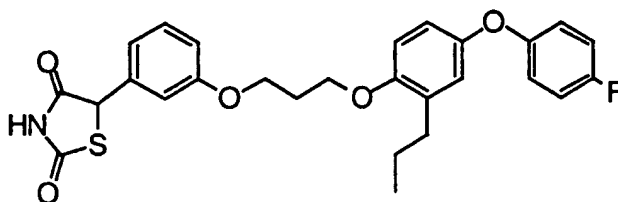


The title compound was prepared according to the method described in Example 23, using 4-methoxyphenol in place of 4-methylphenol as the starting material in Step A and methyl 3-(3-bromopropoxy)-phenylacetate in place of methyl 4-(3-bromopropoxy)phenylacetate in Step B. ¹H NMR (400MHz, CDCl₃): δ 8.09 (broad s, 1H), 7.31 (t, 1H), 7.23 (m, 1H), 7.25 (dd, 1H), 6.95 (d, 1H), 6.89 (d, 2H), 6.83 (d, 2H), 6.78 (d, 1H), 6.75 (d, 1H), 6.72 (dd, 1H), 5.31 (s, 1H), 4.17 (t, 2H), 4.10 (t, 2H), 3.77 (s, 3H), 2.52 (t, 2H), 2.26 (quint, 2H), 1.54 (hex, 2H), 0.88 (t, 3H).

15

PREPARATIVE EXAMPLE 27

5-[3-(3-(2-propyl-4-(4'-fluorophenoxy)phenoxy)propoxy)phenyl]-2,4-thiazolidinedione



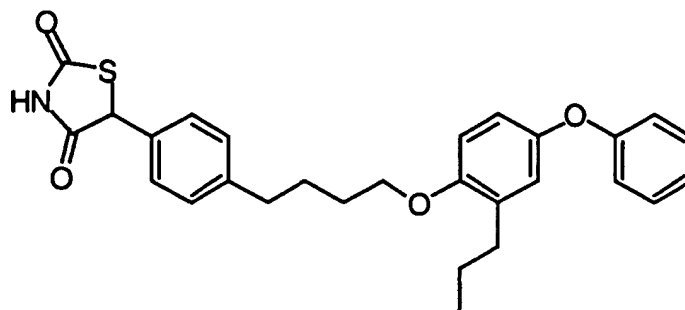
20

The title compound was prepared according to the method described in Example 26, using 4-fluorophenol in place of 4-methoxyphenol as the starting material. ¹H NMR (400MHz, CDCl₃): δ 8.01 (broad s, 1H), 7.54 (d, 2H), 7.49 (d, 2H), 7.40 (t, 1H), 7.31 (d, 1H), 7.29 (d, 1H), 6.95 (overlapping d's, 2H), 6.87 (d, 1H), 6.85 (dd, 1H), 5.32 (s, 1H), 4.21 (t, 2H); 4.15 (t, 2H), 2.56 (t, 2H), 2.29 (quint, 2H), 1.57 (hex, 2H), 0.90 (t, 3H).

25

PREPARATIVE EXAMPLE 28

5-[4-(4-(2-propyl-4-phenoxyphenoxy)butyl)phenyl]-2,4-thiazolidinedione



5

Step A: Preparation of methyl 4-bromophenylacetate

A solution of 4-bromophenylacetic acid (10.0 g, 46.5 mmol), in methanol (125 mL) and sulfuric acid (5 mL) was heated at reflux overnight. The reaction mixture was concentrated and partitioned between ethyl ether and saturated aqueous sodium bicarbonate. The organic layer was washed with water and brine, then dried over magnesium sulfate. The organic layer was filtered and evaporated to an oil to afford the title compound.

10

$^1\text{H NMR}$ (400MHz, CDCl_3): δ 7.42 (d, 2H, $J=8.3\text{Hz}$) 7.13 (d, 2H, $J=8.3\text{Hz}$), 3.67 (s, 3H), 3.56 (s, 2H).

15

Step B: Preparation of methyl (4-(4-hydroxy-1-butynyl)phenyl)acetate

A solution of the product from step A (1.45 g, 6.35 mmol), 1-hydroxy-3-butyne (0.89 g, 12.7 mmol), tetrakis(triphenylphosphine)palladium(0) (0.293 g, 4 mol %), copper(I) bromide (0.109 g, 12 mol %) in triethylamine (12.5 mL) was purged with nitrogen and heated at reflux for 1 h. The reaction mixture was concentrated and partitioned between ethyl ether and saturated aqueous ammonium chloride. The organic layer was washed with water and brine, then dried over magnesium sulfate. The organic layer was filtered and evaporated to an oil which was chromatographed over silica gel with chloroform/ethyl acetate (10:1) affording the title compound.

25

$^1\text{H NMR}$ (400MHz, CDCl_3): δ 7.34 (d, 2H, $J=8.3\text{Hz}$), 7.12 (d, 2H, $J=8.3\text{Hz}$), 3.79 (t, 2H, $J=6.2\text{Hz}$), 3.67 (s, 2H), 3.59 (s, 3H), 2.67 (t, 2H, $J=6.2\text{Hz}$).

Step C: Preparation of methyl (4-(4-hydroxybutyl)phenyl)acetate

A solution of the product from step B (1.38 g, 6.35 mmol) in ethanol (25 mL) was degassed and purged with nitrogen, palladium over carbon (10%) was added, the reaction mixture was degassed and purged with hydrogen. The mixture
5 was stirred under hydrogen at room temperature for 2 h and filtered through celite. The filtrate was evaporated to afford the title compound.

$^1\text{H NMR}$ (400MHz, CDCl_3): δ 7.13-7.18 (m, 4H), 3.62-3.66 (m, 5H), 3.57 (s, 2H), 2.60 (t, 2H, $J=7.2\text{Hz}$), 1.59-1.68 (m, 4H), 1.40 (brs, 1H).

10 Step D: Preparation of methyl (4-(4-(2-propyl-4-phenoxy-phenoxy)-butyl)phenyl)acetate

A solution of the product from step C (0.395 g, 1.80 mmol), methanesulfonic anhydride (0.470 g, 2.70 mmol), 4-(dimethylamino)-pyridine (0.001 g, catalytic amount) and pyridine (0.267 mL, 2.70 mmol) in methylene chloride (2
15 mL) was stirred at room temperature 1 h. The reaction mixture was concentrated, diluted with ethyl acetate, and washed twice with water and brine. The organic layer was dried over sodium sulfate, filtered and evaporated to an oil.

The residual oil was added to a reaction mixture containing 4-phenoxy-2-propylphenol (0.483 g, 2.12 mmol), and cesium carbonate (0.749 g, 2.30 mmol) in
20 DMF (2 mL). The resulting mixture was stirred at 60°C overnight. The reaction mixture was partitioned between ethyl acetate and 0.45M citric acid. The organic layer was washed once with water, brine, then dried over sodium sulfate. The organic layer was filtered and evaporated to an oil which was chromatographed over silica gel with toluene/hexane (1:1) to afford the title compound.

25 $^1\text{H NMR}$ (400MHz, CDCl_3): δ 7.27-7.18 (m, 7H), 6.92-6.75 (m, 5H), 3.93 (brs, 2H), 3.67 (s, 3H), 3.58 (s, 2H), 2.67 (brs, 2H), 2.54 (t, 2H, $J=7.3\text{Hz}$), 1.81 (brs, 4H), 1.56 (m, 2H), 0.90 (t, 3H, $J=7.3\text{Hz}$)

30 Step E: Preparation of 5-[4-(4-(2-propyl-4-phenoxy-phenoxy)butyl)phenyl]-2,4-thiazolidinedione

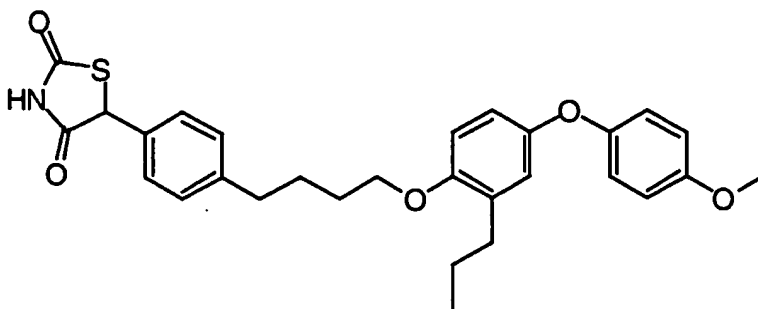
The title compound was prepared according to the method described in Example 1, Step C, using methyl (4-(4-(2-propyl-4-phenoxy-phenoxy)butyl)phenyl)acetate as the starting material.

$^1\text{H NMR}$ (400MHz, CDCl_3): δ 8.24 (brs, 1H), 7.34-7.22 (m, 6H), 6.92-6.75 (m, 6H), 5.34 (s, 1H), 3.93 (brs, 2H), 2.69 (brs, 2H), 2.52 (t, 2H, $J=7.4\text{Hz}$), 1.82 (brs, 4H), 1.57 (quint, 2H, 7.5Hz), 0.90 (t, 3H, $J=7.3\text{Hz}$).

5

PREPARATIVE EXAMPLE 29

5-[4-(4-(2-propyl-4-(4'-methoxyphenoxy)phenoxy)butyl)phenyl]-2,4-thiazolidinedione



10

The title compound was prepared according to the method described in Example 28, using 2-propyl-4-(4'-methoxyphenoxy)phenol in place of 2-propyl-4-phenoxyphenol as the starting materials in step D.

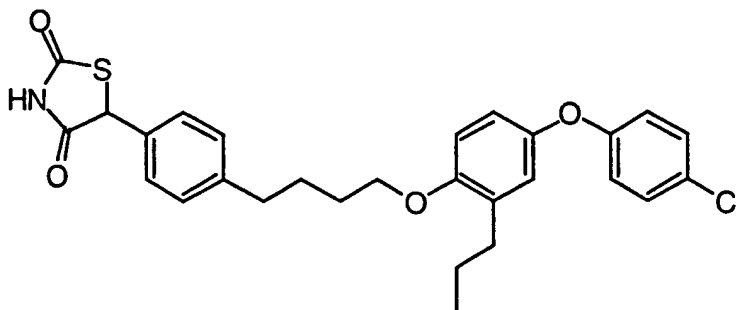
$^1\text{H NMR}$ (400MHz, CDCl_3): δ 7.98 (brs, 1H), 7.34 (m, 2H), 7.24 (m, 3H), 6.71-6.90 (m, 6H), 5.34 (s, 1H), 3.91 (brs, 2H), 3.77 (s, 3H), 2.69 (brs, 2H), 2.52 (t, 2H, $J=7.3\text{Hz}$), 1.81 (brs, 4H), 1.57 (m, 2H), 0.89 (t, 3H, $J=7.3\text{Hz}$).

CI-MS $m/e = 528.3$ ($M+\text{Na}$)

20

PREPARATIVE EXAMPLE 30

5-[4-(4-(2-propyl-4-(4'-chlorophenoxy)phenoxy)butyl)phenyl]-2,4-thiazolidinedione



The title compound was prepared according to the method described in Example 28, using 2-propyl-4-(4'-chlorophenoxy)phenol in place of 2-propyl-4-phenoxyphenol as the starting materials in step D.

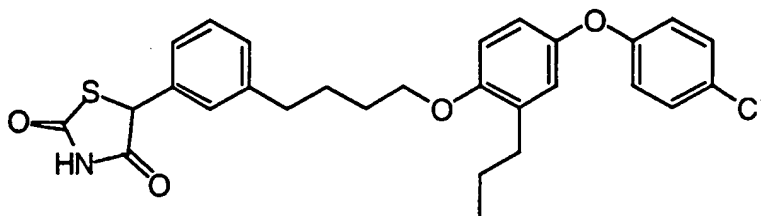
5 $^1\text{H NMR}$ (400MHz, CDCl_3): δ 7.98 (brs, 1H), 7.32 (m, 2H), 7.19 (m, 3H), 6.75-6.84 (m, 6H), 5.35 (s, 1H), 3.93 (brs, 2H), 2.69 (brs, 2H), 2.54 (t, 2H, $J=7.6\text{Hz}$), 1.81 (brs, 4H), 1.55 (m, 2H), 0.90 (t, 3H, $J=7.3\text{Hz}$).

CI-MS $m/e = 532.2$ (M+Na)

10

PREPARATIVE EXAMPLE 31

5-[3-(4-(2-propyl-4-(4'-chlorophenoxy)phenoxy)butyl)phenyl]-2,4-thiazolidinedione



15

The title compound was prepared according to the method described in Example 28, using methyl (3-bromo)phenylacetate in place of methyl (4-bromo)phenylacetate as the starting material in step B and 2-propyl-4-(4'-chlorophenoxy)phenol in place of 2-propyl-4-phenoxyphenol as the starting materials in step D.

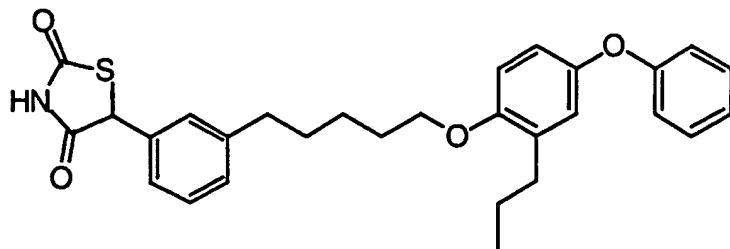
20 $^1\text{H NMR}$ (400MHz, CDCl_3): δ 8.20 (brs, 1H), 7.32-7.20 (m, 5H), 6.85-6.75 (m, 6H), 5.33 (s, 1H), 3.93 (brs, 2H), 2.70 (brs, 2H), 2.54 (t, 2H, $J=7.6\text{Hz}$), 1.81 (brs, 4H), 1.55 (m, 2H), 0.90 (t, 3H, $J=7.3\text{Hz}$).

CI-MS $m/e = 532.2$ (M+Na)

25

PREPARATIVE EXAMPLE 32

5-[3-(5-(2-propyl-4-phenoxy-phenoxy)pentyl)phenyl]-2,4-thiazolidinedione



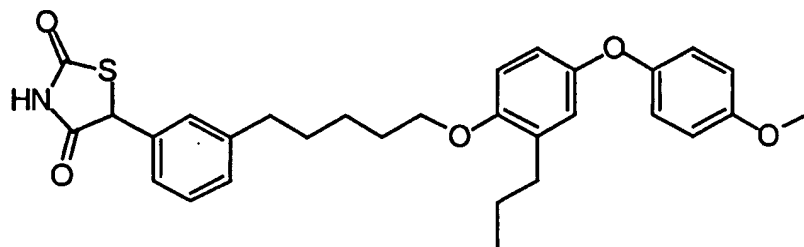
The title compound was prepared according to the method described in Example 28, using methyl 3-bromophenylacetate in place of methyl 4-bromophenylacetate and 4-pentyn-1-ol in place of 3-butyn-1-ol as the starting materials in step B.

$^1\text{H NMR}$ (400MHz, CDCl_3): δ 8.11 (brs, 1H), 7.32-7.22 (m, 6H), 7.21-6.7 (m, 6H), 5.33 (s, 1H), 3.91 (t, 2H, 6.3Hz), 2.65 (t, 2H, 7.6Hz), 2.52 (t, 2H), 1.83-1.50 (m, 8H), 0.89 (t, 3H, 7.3Hz).

CI-MS: $m/e = 490.3$ (M+1)

PREPARATIVE EXAMPLE 33

5-[3-(5-(2-propyl-4-(4'-methoxyphenoxy)phenoxy)phenoxy)pentyl]phenyl]-2,4-thiazolidinedione



The title compound was prepared according to the method described in Example 28, using methyl 3-bromophenylacetate in place of methyl 4-bromophenylacetate and 4-pentyn-1-ol in place of 3-butyn-1-ol as the starting materials in step B, and 2-propyl-4-(4'-methoxyphenoxy)phenol in place of 2-propyl-4-phenoxyphenol as the starting materials in step D.

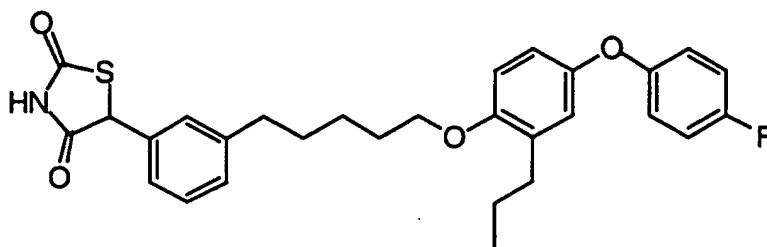
$^1\text{H NMR}$ (400MHz, CDCl_3): δ 8.19 (brs, 1H), 7.34 (m, 1H), 7.21 (m, 3H) 6.9-6.71 (m, 7H), 5.3 (s, 1H), 3.91 (t, 2H, $J=6.3\text{Hz}$), 3.76 (s, 3H), 2.64 (t, 2H, $J=7.6\text{Hz}$), 2.51 (t, 2H, $J=7.6\text{Hz}$), 1.81-1.59 (m, 8H), 0.89 (t, 3H, $J=7.3\text{Hz}$).

CI-MS: $m/e = 519.3 (M^+)$

PREPARATIVE EXAMPLE 34

5-[3-(5-(2-propyl-4-(4'-fluorophenoxy)phenoxy)phenyl)phenyl]-2,4-thiazolidinedione

5



The title compound was prepared according to the method described in Example 28, using methyl 3-bromophenylacetate in place of methyl 4-bromophenylacetate and 4-pentyn-1-ol in place of 3-butyn-1-ol as the starting materials in step B, and 2-propyl-4-(4'-fluorophenoxy)phenol in place of 2-propyl-4-phenoxyphenol as the starting materials in step D.

$^1\text{H NMR}$ (400MHz, CDCl_3): δ 8.33 (brs, 1H), 7.34 (m, 1H), 7.21 (m, 3H) 6.9-6.71 (m, 7H), 5.3 (s, 1H), 3.90 (t, 2H, 6.3Hz), 2.64 (t, 2H, 7.6Hz), 2.51 (t, 2H, 7.6Hz), 1.82-1.59 (m, 8H), 0.89 (t, 3H, 7.3Hz).

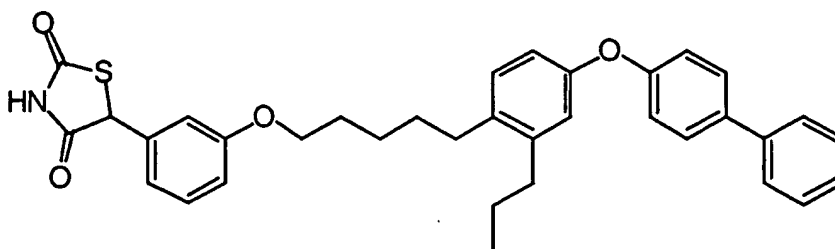
15

CI-MS: $m/e = 507.2 (M^+)$

PREPARATIVE EXAMPLE 35

5-[3-(5-(2-propyl-4-(4'-phenylphenoxy)phenyl)pentoxy)phenyl]-2,4-thiazolidinedione

20



Step A: Preparation 5-(2-propyl-4-(4'-phenylphenoxy)phenyl)pentyn-1-ol

A solution of 4-(4'-phenylphenoxy)-2-propylphenol (1.0 g, 3.30 mmol), trifluoromethanesulfonic anhydride (0.832 mL, 4.95 mmol) and pyridine

25

(0.400 mL, 4.95 mmol) in methylene chloride (3 mL) was stirred (0°C-RT) overnight. The reaction mixture was concentrated, diluted with ethyl acetate, and washed twice with water and once with brine. The organic layer was dried over sodium sulfate, filtered and evaporated to an oil.

- 5 A solution of the residual oil (1.30 g, 3.03 mmol), 4-pentyn-1-ol (0.567 mL, 6.1 mmol), tetrakis(triphenylphosphine)palladium(0) (0.175 g, 0.151 mmol), in pyridine (3.0 mL) was purged with nitrogen and heated at 80°C overnight. The reaction mixture was concentrated and partitioned between ethyl acetate and saturated aqueous ammonium chloride. The organic layer was washed with water and brine,
10 then dried over sodium sulfate. The organic layer was filtered and evaporated to an oil which was chromatographed over silica gel with toluene/ethyl- acetate (10:1) to afford the title compound.

- ¹H NMR (400MHz, CDCl₃): δ 7.55 (m, 5H), 7.41 (t, 2H, J=7.3Hz),
7.32 (m, 2H), 7.05 (m, 2H), 6.78 (m, 1H), 3.82 (t, 2H, J=6.1Hz), 2.68 (t, 2H,
15 J=7.6Hz), 2.55 (t, 2H, J=6.9Hz), 1.86 (t, 2H, J=6.22Hz), 1.62 (m, 2H), 0.94 (t, 3H, J=7.3Hz).

- Step B: Preparation of 5-(2-propyl-4-(4'-phenylphenoxy)phenyl)pentanol The title compound was prepared according to the method described in Exapmle 28, Step C,
20 using 5-(2-propyl-4-(4'-phenylphenoxy)phenyl)pentyn-1-ol as the starting material.

¹H NMR (400MHz, CDCl₃): δ 7.55 (m, 5H), 7.41 (t, 2H, J=7.3Hz),
7.32 (m, 2H), 7.05 (m, 2H), 6.78 (m, 1H), 3.65 (t, 2H, J=6.5Hz), 2.61-2.52 (m, 4H),
1.63-1.44 (m, 8H), 0.95 (t, 3H, J=7.3Hz).

- 25 Step C: Preparation of methyl (3-(5-(2-propyl-4-(4'-phenylphenoxy)phenyl)pentoxy)-phenyl)acetate

 The title compound was prepared according to the method described in Example 28, Step D, using 5-(4-(4'-phenylphenoxy)-2-propylphenyl)-1-pentanol and methyl 3-hydroxyphenylacetate as the starting materials.

- 30 ¹H NMR (400MHz, CDCl₃): δ 7.55 (m, 4H), 7.42 (t, 2H, J=7.3Hz),
7.38 (m, 1H), 7.02-7.11 (m, 4H), 6.79-6.86 (m, 5H), 3.95 (t, 2H, J=6.4Hz), 3.67 (s,

3H), 3.57 (s, 2H), 2.60-2.53 (m, 4H), 1.80 (m, 2H), 1.59-1.52 (m, 6H), 0.95 (t, 3H, J=7.3Hz).

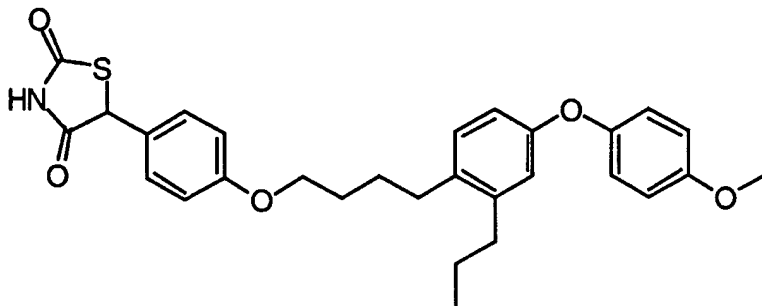
Step C: Preparation of 5-[3-(5-(2-propyl-4-(4'-phenylphenoxy)phenyl)pentoxy)phenyl]-2,4-thiazolidinedione

5 The title compound was prepared according to the method described in Example 1, Step C, using methyl (3-(5-(2-propyl-4-(4'-phenylphenoxy)phenyl)pentoxy)phenyl)acetate as the starting materials.

¹H NMR (400MHz, CDCl₃): δ 7.55-7.51 (m, 5H), 7.50-7.38 (m, 2H), 7.29-7.24 (m, 1H), 7.10-7.01 (m, 3H), 6.86-6.81 (m, 6H), 5.25 (s, 1H), 3.95 (brs, 10 2H), 2.60-2.52 (m, 4H), 1.80 (m, 2H), 1.60-1.54 (m, 6H), 0.96 (t, 3H, 7.3Hz).
CI-MS m/e = 588.3 (M+Na)

PREPARATIVE EXAMPLE 36

15 5-[4-(4-(2-propyl-4-(4'-methoxyphenoxy)phenyl)butoxy)phenyl]-2,4-thiazolidinedione

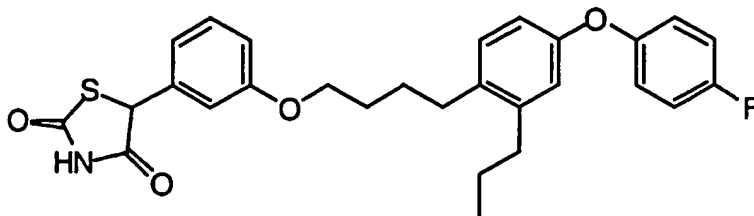


20 The title compound was prepared according to the method described in Example 35, using 4-(4'-methoxyphenoxy)-2-propylphenol in place of 4-(4'-phenylphenoxy)-2-propylphenol as the starting material in step A, and 3-butyne-1-ol in place of 4-pentyn-1-ol as the starting materials in step A (second paragraph).

¹H NMR (400MHz, CDCl₃): δ 8.51 (brs, 1H), 7.31 (d, 2H), 7.24-6.74 (m, 9H), 5.32 (s, 1H), 3.96 (t, 2H, 6.3Hz), 3.78 (s, 3H), 2.61 (t, 2H), 2.51 (t, 2H), 2.02-1.59 (m, 6H), 0.92 (t, 3H, J=7.3Hz).
25 CI-MS m/e = 505.6 (M+)

PREPARATIVE EXAMPLE 37

5-[3-(4-(2-propyl-4-(4'-fluorophenoxy)phenyl)butoxy)phenyl]-2,4-thiazolidinedione



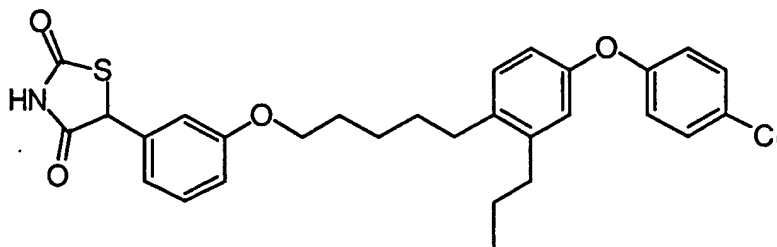
5 The title compound was prepared according to the method described in Example 35, using 4-(4-fluorophenoxy)-2-propylphenol in place of 4-(4-phenylphenoxy)-2-propylphenol as the starting material in step A, and 3-butyne-1-ol in place of 4-pentyn-1-ol as the starting materials in step A (second paragraph).

$^1\text{H NMR}$ (400MHz, CDCl_3): δ 8.51 (brs, 1H), 7.27 (t, 2H), 7.08-6.72 (m, 9H), 5.30 (s, 1H), 3.97 (m, 2H), 2.63 (t, 2H), 2.52 (t, 2H), 1.85-1.54 (m, 6H), 0.92 (t, 3H, $J=7.3\text{Hz}$).

CI-MS $m/e = 517.2$ (M+Na)

PREPARATIVE EXAMPLE 38

15 5-[3-(5-(2-propyl-4-(4'-chlorophenoxy)phenyl)pentoxy)phenyl]-2,4-thiazolidinedione



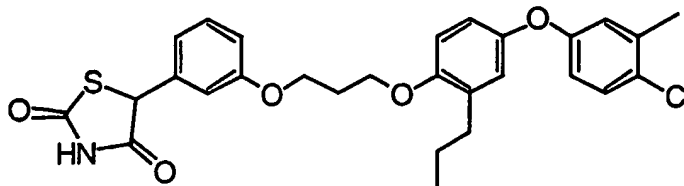
20 The title compound was prepared according to the method described in Example 35, using 4-(4-chlorophenoxy)-2-propylphenol in place of 4-(4-phenylphenoxy)-2-propylphenol as the starting material in step A.

$^1\text{H NMR}$ (400MHz, CDCl_3): δ 8.07 (brs, 1H), 7.31-6.71 (m, 11H), 5.31 (s, 1H), 3.96 (t, 2H), 2.61-2.51 (m, 4H), 1.83 (m, 2H), 1.62-1.51 (m, 6H), 0.94 (t, 3H, $J=7.3\text{Hz}$).

25 CI-MS $m/e = 546.2$ (M+Na)

PREPARATIVE EXAMPLE 39

5 5-[3-(3-(2-propyl-4-(3'-methyl-4'-chlorophenoxy)phenoxy)propoxy)phenyl]-2,4-thiazolidinedione



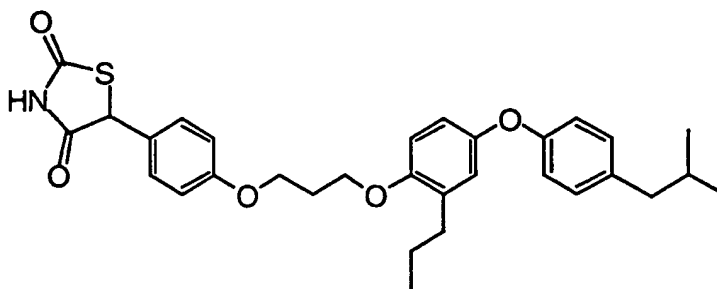
10 The title compound was prepared according to the method described in Example 23, using 4-chloro-3-methylphenol in place of 4-methylphenol as the starting material.

$^1\text{H NMR}$ (400MHz, CDCl_3): δ 8.04 (brs, 1H), 7.35-7.20 (m, 4H), 7.02-6.67 (m, 6H), 5.32 (s, 3H), 4.19 (m, 4H), 2.55 (t, 2H, $J=7.4\text{Hz}$), 2.26 (quint, 2H, $J=6.3\text{Hz}$), 1.60 (hex, 2H, $J=5.6\text{Hz}$), 0.89 (t, 3H, $J=7.3\text{Hz}$).

15 CI-MS: $m/e = 544$ ($\text{M}+\text{NH}_4$)

PREPARATIVE EXAMPLE 40

20 5-[4-(3-(2-propyl-4-(4'-isobutylphenoxy)phenoxy)propoxy)phenyl]-2,4-thiazolidinedione



25 The title compound was prepared according to the method described in Example 23, using 4-isobutylphenol in place of 4-methylphenol as the starting material in step A.

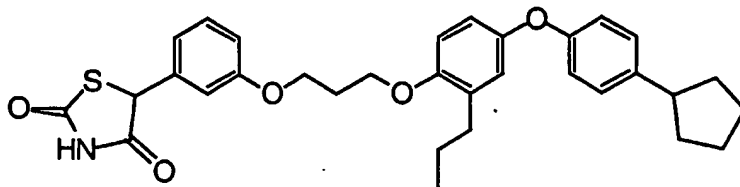
$^1\text{H NMR}$ (400MHz, CDCl_3): δ 7.89 (brs, 1H), 7.34 (d, 2H), 7.06 (d, 2H), 7.04-6.78 (m, 7H), 5.35 (s, 1H), 4.2 (t, 2H), 4.16 (t, 2H), 2.54 (t, 2H, $J=7.4\text{Hz}$), 2.41 (d, 2H), 2.25 (t, 2H), 1.81 (m, 1H), 1.57 (m, 4H), 1.23 (t, 3H, $J=7.3\text{Hz}$), 0.90 (m, 9H).

5 CI-MS: $m/e = 533.35$ (M^+)

PREPARATIVE EXAMPLE 41

5-[3-(3-(2-propyl-4-(4'-cyclopentylphenoxy)phenoxy)propoxy)phenyl]-2,4-thiazolidinedione

10



The title compound was prepared according to the method described in Example 23, using 4-cyclopentylphenol in place of 4-methylphenol as the starting material in Step A.

15

$^1\text{H NMR}$ (400MHz, CDCl_3): δ 9.79 (brs, 1H), 7.39 (t, 1H), 7.18 (d, 2H), 7.16-6.81 (m, 8H) 5.34 (s, 1H), 4.21 (t, 2H, $J=6.2\text{Hz}$), 4.16 (t, 2H, $J=6.0\text{Hz}$), 2.95 (quart, 1H), 2.56 (t, 2H, $J=7.4$), 2.30 (t, 2H, $J=6.0\text{Hz}$), 2.07 (brm, 2H), 1.80-1.54 (m, 8H), 0.90 (m, 3H, 7.3Hz).

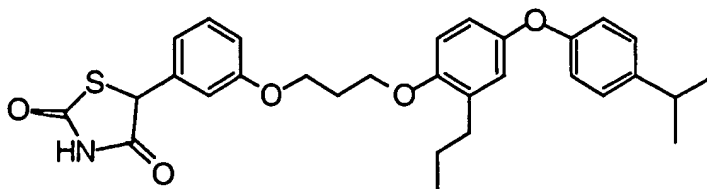
20

CI-MS: $m/e = 545.38$ (M^+)

PREPARATIVE EXAMPLE 42

5-[3-(3-(2-propyl-4-(4'-isopropylphenoxy)phenoxy)propoxy)phenyl]-2,4-thiazolidinedione

25



The title compound was prepared according to the method described in Example 23, using 4-isopropylphenol in place of 4-methylphenol as the starting material in Step A.

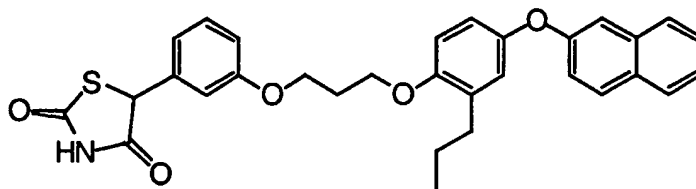
¹H NMR (400MHz, CDCl₃): δ 8.23 (brs, 1H), 7.27 (d, 2H), 7.16 (d, 2H), 6.90 (d, 2H), 6.90-6.80 (m, 5H), 5.34 (s, 1H), 4.21 (t, 2H, J=6.2Hz), 4.15 (t, 2H, J=6.1Hz), 2.98 (quart, 1H), 2.57 (t, 2H, J=7.8Hz), 2.30 (t, 2H), 1.64 (m, 2H), 1.26 (m, 6H), 0.96 (t, 3H, J=7.4Hz).

CI-MS: m/e = 521.2 (M+H)

10

PREPARATIVE EXAMPLE 43

5-[3-(3-(2-propyl-4-(naphthyloxy)phenoxy)propoxy)phenyl]-2,4-thiazolidinedione



15

The title compound was prepared according to the method described in Example 23, using 2-naphthol in place of 4-methylphenol as the starting material in Step A.

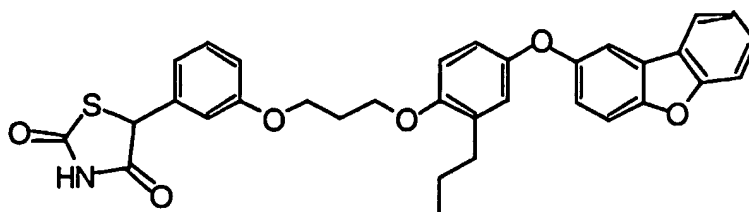
¹H NMR (400MHz, CDCl₃): δ 8.05 (s, 1H), 7.83 (d, 2H), 7.66 (d, 1H), 7.46-7.39 (m, 2H), 7.38-7.20 (m, 2H) 6.92-6.78 (m, 3H), 5.35 (s, 1H), 4.29 (m, 4H), 2.59 (t, 2H, J=7.4Hz), 2.35 (t, 2H), 1.69 (quart, 4H), 0.99 (t, 3H).

CI-MS: m/e = 528.3 (M+H)

25

PREPARATIVE EXAMPLE 44

5-[3-(3-(2-propyl-4-(dibenzofuran-2-yloxy)phenoxy)propoxy)phenyl]-2,4-thiazolidinedione



The title compound was prepared according to the method described in Example 23, using 2-hydroxydibenzofuran in place of 4-methylphenol as the starting material in Step A.

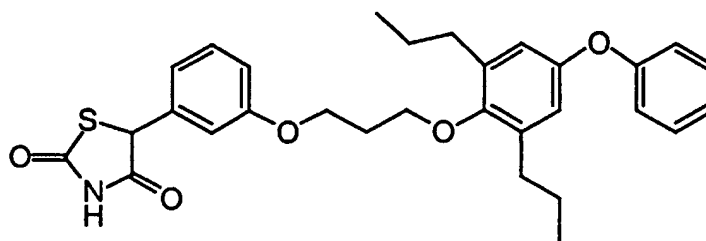
$^1\text{H NMR}$ (400MHz, CDCl_3): δ 7.99 (brs, 1H), 7.87 (d, 1H), 7.66-7.46 (m, 4H), 7.38-7.22 (m, 2H) 6.92-6.78 (m, 3H), 5.35 (s, 1H), 4.22 (t, 2H), 4.17 (t, 2H), 2.59 (t, 2H, $J=7.4\text{Hz}$), 2.35 (t, 2H), 1.69 (quart, 2H), 0.99 (t, 3H).

CI-MS: $m/e = 567.3$ ($\text{M}+\text{NH}_4$)

10

PREPARATIVE EXAMPLE 45

5-[3-(3-(2,6-bispropyl-4-phenoxypropoxy)phenyl)-2,4-thiazolidinedione]



15 Step A: Preparation of 2,6-bispropyl-4-phenoxyphenol

To a solution of 4-phenoxy-2-propylphenol (PCT Application WO97/28115) in DMF was added potassium carbonate and allyl bromide. The reaction was stirred for 5 h at 50 C, and after cooling was neutralized with 1N HCl and extracted with ethyl acetate. The organic extract was washed with brine, dried over magnesium sulphate, filtered and concentrated to afford an oil which was chromatographed on silica gel (15% ethyl acetate:hexanes) to afford 2-propyl-4-phenoxyphenyl allyl ether.

The pure 2-propyl-4-phenoxy allyl ether was used to prepare the title compound according to the method described in Example 23, Step A, paragraphs 4 and 5.

25

$^1\text{H NMR}$ (400MHz, CDCl_3): δ 7.31-6.69 (ar, 7H), 4.49 (s, 1H), 2.54 (t, 4H, $J=7.47$ Hz), 1.59 (m, 4H), 0.96 (t, 6H, $J=7.33$ Hz).

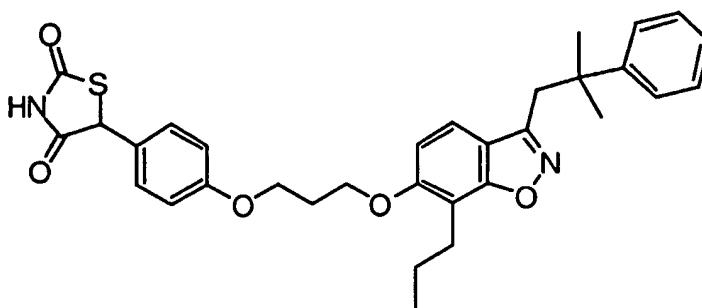
Step B: Preparation of 5-[3-(3-(2,6-bispropyl-4-phenoxypropoxy)phenyl)]-2,4-thiazolidinedione

Using methyl 3-(3-bromopropoxy)mandelate and 2,6-bispropyl-4-phenoxyphenol (as prepared in Step A) as the starting materials for Example 22, Step B; the title compound was prepared according to the methods described in Example 22, Steps B through D.

$^1\text{H NMR}$ (400MHz, CDCl_3): 7.36-6.69 (ar, 11H), 5.35 (s, 1H), 4.26 (t, 2H, $J=6.04$ Hz), 3.94 (t, 2H, $J=5.98$ Hz), 2.52 (m, 4H), 2.27 (quint, 2H, $J=6.05$ Hz), 1.54 (m, 4H), 0.86 (t, 6H, $J=7.36$ Hz).

PREPARATIVE EXAMPLE 46

5-[4-(3-(7-propyl-3-neophyl-6-benz[4,5]isoxazolyloxy)propoxy)phenyl]-2,4-thiazolidinedione



Step A: Preparation of methyl 4-(3-(7-propyl-3-neophyl-6-benz[4,5]isoxazolyloxy)propoxy)phenylacetate

The title compound was prepared according to the method described in Example 1, Step B, using 7-propyl-3-neophyl-6-hydroxy-benz[4,5]isoxazole (PCT Application WO97/28137) as the starting material.

$^1\text{H NMR}$ (400MHz, CDCl_3): δ 7.38 (d, 2H, $J=7.32$ Hz), 7.30-7.16 (ar, 9H), 6.85 (d, 2H, $J=8.67$ Hz), 6.67 (d, 1H, $J=8.75$ Hz), 6.50 (d, 1H, $J=8.71$ Hz), 4.15 (m, 4H), 3.66 (s, 3H), 3.55 (s, 2H), 3.18 (s, 2H), 2.81 (t, 2H, $J=7.38$ Hz), 2.25 (quint, 2H, $J=6.06$ Hz), 1.63 (hex, 2H, $J=7.53$ Hz), 1.44 (s, 6H), 0.91 (t, 3H, $J=7.36$ Hz).

Step B: Preparation of 5-[4-(3-(7-propyl-3-neophyl-6-benz[4,5]isoxazolyloxy)-propoxy)phenyl]-2,4-thiazolidinedione

The title compound was prepared according to the method described in

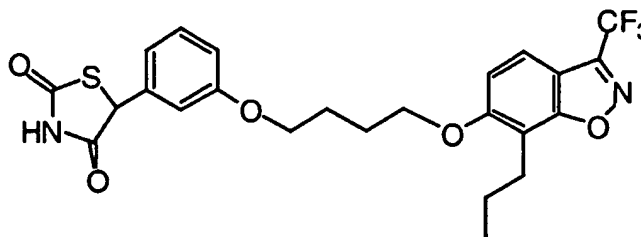
5 Example 1, Step C, using methyl 4-(3-(7-propyl-3-neophyl-6-benz[4,5]isoxazolyloxy)propoxy)phenylacetate as the starting material.

¹H NMR (400MHz, CDCl₃): δ 8.02 (brs, 1H), 7.38-7.16 (ar, 9H), 6.9 (d, 2H, J=8.71Hz), 6.66 (d, 1H, J=8.79Hz), 6.49 (d, 1H, J=8.78Hz), 5.32 (s, 1H), 4.15 (m, 4H), 3.17 (s, 2H), 2.79 (t, 2H, J=7.61Hz), 2.26 (quint, 2H, J=6.14Hz), 1.60 (hex, 2H, J=6.14Hz), 1.43 (s, 6H), 0.91 (t, 3H, J=7.45Hz).

PREPARATIVE EXAMPLE 47

5-[3-(4-(7-propyl-3-trifluoromethyl-6-benz[4,5]-isoxazolyloxy)butoxy) phenyl]-2,4-thiazolidinedione

15



Step A: Preparation of Ethyl 3-(4-(7-propyl-3-trifluoromethyl-6-benz[4,5]isoxazolyloxy)butoxy)mandelate

The title compound was prepared according to the method described in

20 Example 22, Step C, using 7-propyl-3-trifluoromethyl-6-hydroxy-benz[4,5]isoxazole (PCT Application WO97/28137) and methyl 3-(4-bromobutoxy)mandelate as the starting materials.

¹H NMR (400MHz, CDCl₃): δ 7.5 (d, 1H, J=8.5Hz), 7.27-6.83 (ar, 5H), 4.28-4.24 (m, 2H), 4.17-4.031 (m, 4H), 2.89 (t, 2H, J=7.41Hz), 1.22 (t, 3H, J=7.16Hz), 0.94 (t, 3H, J=7.41Hz).

Step B: Preparation of Ethyl α-chloro-3-(4-(7-propyl-3-trifluoromethyl-6-benz[4,5]isoxazolyloxy)butoxy)phenylacetate

The title compound was prepared according to the method described in Example 22, Step D, using ethyl 3-(4-(7-propyl-3-trifluoro-methyl-6-benz[4,5]isoxazolyloxy)butoxy)mandelate as the starting material.

¹H NMR (400MHz, CDCl₃): δ 7.5 (d, 1H, J=8.5Hz), 7.27-6.83 (ar, 5H), 5.28 (s, 1H), 4.28-4.24 (m, 2H), 4.17-4.031 (m, 4H), 2.89 (t, 2H, J=7.41Hz), 1.22 (t, 3H, J=7.16Hz), 0.94 (t, 3H, J=7.41Hz).

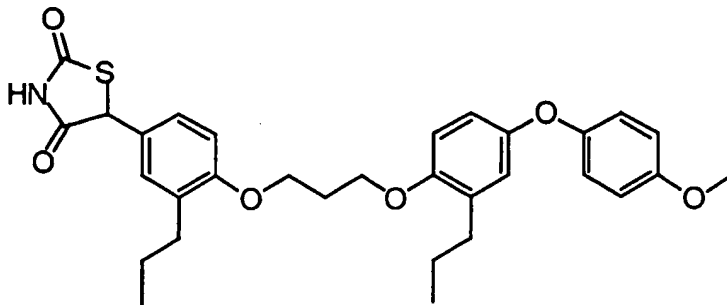
Step C: Preparation of 5-[3-(4-(7-propyl-3-trifluoromethyl-6-benz[4,5]isoxazolyloxy)butoxy)phenyl]-2,4-thiazolidinedione

The title compound was prepared according to the method described in Example 22, Step E, using ethyl α-chloro-3-(4-(7-propyl-3-trifluoromethyl-6-benz[4,5]isoxazolyloxy)butoxy)-phenylacetate as the starting material.

¹H NMR (400MHz, CDCl₃): δ 8.18 (brs, 1H), 7.5 (d, 1H, J=8.14Hz), 7.32-6.88 (ar, 5H), 5.31 (s, 1H), 4.16 (t, 2H, 5.78), 4.04 (t, 2H, 4.28), 2.89 (t, 2H, J=7.41Hz), 2.03 (m, 4H), 1.67 (sext, 2H, 7.45), 0.94 (t, 3H, J=7.36Hz).

PREPARATIVE EXAMPLE 48

5-[4-(3-(2-propyl-4-(4'-methoxyphenoxy)phenoxy)propoxy)-3-propylphenyl]-2,4-thiazolidinedione



Step A: Preparation of 4-(3-(2-propyl-4-(4'-methoxyphenoxy)phenoxy)propoxy)-3-propylphenyl phenyl ether

The title compound was prepared according to the method described in Example 11, Step A, using 2-propyl-4-(4'-methoxyphenoxy) phenol (as prepared in Example 23, Step A using 4-methoxyphenol) as the starting material.

Step B: Preparation of methyl 4-(3-(2-propyl-4-(4'-methoxyphenoxy)-phenoxy)propoxy)-3-propylphenylacetate

The title compound was prepared according to the method described in Example 11, Step B, using methyl 4-hydroxy-3-propylphenylacetate and 4-(3-bromopropoxy)-3-propylphenyl phenyl ether (as prepared in Step A) as the starting materials.

- 5 $^1\text{H NMR}$ (400MHz, CDCl_3): δ 7.09-6.74 (ar, 10H), 4.19-4.14 (m, 4H), 3.81 (s, 3H), 3.70 (s, 3H), 3.56 (s, 2H), 2.60-2.54 (quint, 4H, $J=7.6\text{Hz}$), 2.29 (quint, 2H, $J=6\text{Hz}$), 1.59 (quint, 4H, $J=7.7$), 0.93 (quart, 6H, $J=6.7\text{Hz}$).

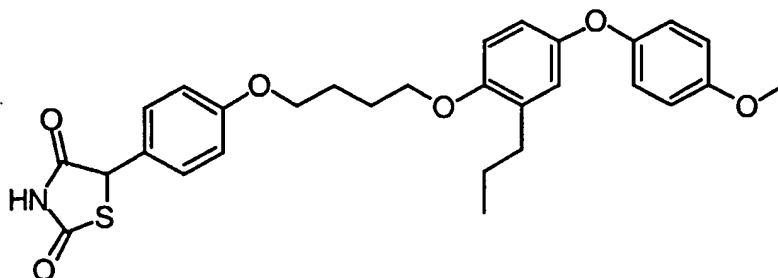
- 10 Step C: Preparation of 5-[4-(3-(2-propyl-4-(4'-methoxyphenoxy)phenoxy)propoxy)-3-propylphenyl]-2,4-thiazolidinedione

The title compound was prepared according to the method described in Example 1, Step C, using methyl 4-(3-(2-propyl-4-(4'-methoxyphenoxy)phenoxy)propoxy)-3-propylphenylacetate as the starting material.

- 15 $^1\text{H NMR}$ (400MHz, CDCl_3): δ 7.89 (brs, 1H), 7.29-6.74 (ar, 10H), 5.34 (s, 1H), 4.20 (t, 2H, $J=6.1\text{Hz}$), 4.15 (t, 2H, 5.8Hz), 3.81 (s, 3H), 2.61-2.53 (m, 4H), 2.3 (quint, 2H, $J=6.1\text{Hz}$), 1.57 (m, 4H), 0.92 (m, 6H).

PREPARATIVE EXAMPLE 49

- 20 5-[4-(4-(2-propyl-4-(4'-methoxyphenoxy)phenoxy)butoxy)phenyl]-2,4-thiazolidinedione



Step A: Preparation of ethyl 4-(4-(2-propyl-4-(4'-methoxyphenoxy)phenoxy)butoxy)mandelate

- 25 The title compound was prepared according to the method described in Example 22, Step C, using and ethyl 4-(4-bromobutoxy)mandelate and 2-propyl-4-(4'-methoxyphenoxy)phenol (as prepared in Example 23, Step A using 4-methoxyphenol) as the starting materials.
- as the starting material.

¹H NMR (400MHz, CDCl₃): δ 7.31-7.29 (m, 2H), 7.02-6.76 (m, 9H), 5.09-5.07 (d, 1H, J=5.7Hz), 4.27-4.04 (m, 2H), 4.02-3.96 (m, 4H), 3.36 (d, 1H, J=5.8Hz), 2.53 (t, 2H, J=7.41Hz), 0.90 (t, 3H, J=7.32Hz).

5 Step B: Preparation of ethyl α-chloro-4-(4-(2-propyl-4-(4'-methoxyphenoxy)phenoxy)butoxy)phenylacetate

The title compound was prepared according to the method described in Example 22, Step D, using ethyl 4-(4-(2-propyl-4-(4'-methoxyphenoxy)phenoxy)butoxy)mandelate (as prepared in Step A) as the starting material.

10 ¹H NMR (400MHz, CDCl₃): d. 7.40-7.38 (d, 2H, J=8.78Hz); 6.91-6.72 (ar, 9H); 5.28 (s, 1H); 4.23-4.17 (m, 2H); 4.04-3.96 (m, 4H); 2.53 (t, 2H, J=7.61Hz), 0.90 (t, 3H, J=7.36Hz).

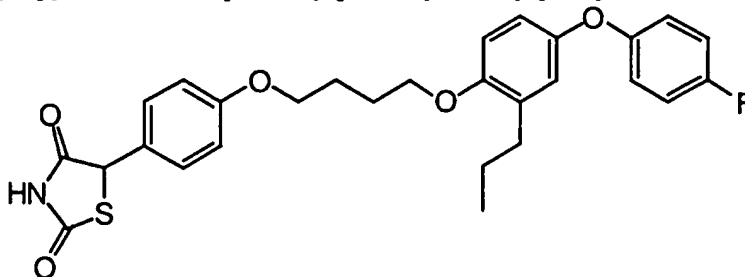
15 Step C: Preparation of 5-[4-(4-(2-propyl-4-(4'-methoxyphenoxy)phenoxy)butoxy)phenyl]-2,4-thiazolidinedione

The title compound was prepared according to the method described in Example 22, Step E, using ethyl α-chloro-4-(4-(2-propyl-4-(4'-methoxy)phenoxy)phenoxy)butoxy)phenylacetate (as prepared in Step B) as the starting material.

20 ¹H NMR (400MHz, CDCl₃): δ. 8.18 (brs, 1H), 7.40-7.38 (d, 2H, J=8.78Hz); 6.91-6.72 (ar, 9H); 5.32 (s, 1H), 4.04-3.95 (m, 4H); 2.53 (t, 2H, J=7.61Hz), 1.95 (m, 4H), 1.56 (sext, 2H, 7.5), 0.90 (t, 3H, J=7.36Hz).

PREPARATIVE EXAMPLE 50

25 5-[4-(4-(2-propyl-4-(4'-flourophenoxy)phenoxy)butoxy)phenyl]-2,4-thiazolidinedione



Step A: Preparation of ethyl 4-(4-(2-propyl-4-(4'-flourophenoxy)phenoxy)butoxy)mandelate

The title compound was prepared according to the method described in Example 22, Step C, using 2-propyl-4-(4'-fourophenoxy)phenol (as prepared in Example 26 using 4-fluorophenol) and ethyl 4-(4-bromobutoxy)-mandelate as the starting material.

5 $^1\text{H NMR}$ (400MHz, CDCl_3): δ 7.31 (d, 2H), 6.98-6.74 (ar, 9H), 5.10 (d, 1H, $J=5.78\text{Hz}$), 4.25-4.11 (m, 2H), 4.09-3.97 (m, 4H), 3.36 (d, 1H, $J=5.77\text{Hz}$), 2.54 (t, 2H, $J=7.57\text{Hz}$), 0.90 (t, 3H, $J=7.37\text{Hz}$).

10 Step B: Preparation of ethyl α -chloro-4-(4-(2-propyl-4-(4'-fourophenoxy)-phenoxy)butoxy)phenylacetate

The title compound was prepared according to the method described in Example 22, Step D, using ethyl 4-(4-(2-propyl-4-(4'-fourophenoxy)phenoxy)butoxy)mandelate (as prepared in Step A) as the starting material.

15 $^1\text{H NMR}$ (400MHz, CDCl_3): δ 7.4 (d, 2H), 6.98-6.75 (ar, 9H), 5.28 (s, 1H), 4.25-4.15 (m, 2H), 4.05-3.97 (m, 4H), 2.54 (t, 2H, $J=7.33\text{Hz}$), 0.90 (t, 3H, $J=7.33\text{Hz}$).

Step C: Preparation of 5-[4-(4-(2-propyl-4-(4'-fourophenoxy)-phenoxy)butoxy)phenyl]-2,4-thiazolidinedione

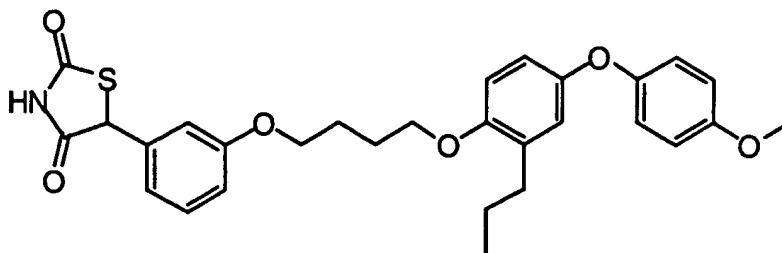
20 The title compound was prepared according to the method described in Example 22, Step E, using ethyl α -chloro-4-(4-(2-propyl-4-(4'-fourophenoxy)phenoxy)butoxy) phenylacetate (as prepared in Step B) as the starting material.

25 $^1\text{H NMR}$ (400MHz, CDCl_3): δ 8.08 (broad s, 1H), 7.32 (s, 1H), 7.30 (s, 1H), 6.98-6.74 (ar, 9H), 5.33 (s, 1H), 4.04 (t, 2H, $J=5.82\text{Hz}$), 3.98 (t, 2H, $J=7.68\text{Hz}$), 2.54 (t, 2H, $J=7.6\text{Hz}$), 2.28 (q, 2H, $J=6.4\text{Hz}$), 1.55(hex, 2H, $J=7.4\text{Hz}$), 0.90 (t, 3H, $J=7.3\text{Hz}$)

PREPARATIVE EXAMPLE 51

5-[3-(4-(2-propyl-4-(4'-methoxyphenoxy)phenoxy)butoxy)phenyl]-2,4-thiazolidinedione

30



Step A: Preparation of 4-(4-bromobutoxy)-3-propyl(4'-methoxyphenyl)phenyl ether

The title compound was prepared according to the method described in
 5 Example 15, Step A, using 2-Propyl-4-(4'-methoxyphenoxy) phenol (as prepared in
 Example 23, Step A using 4-methoxyphenol) as the starting material.

Step B: Preparation of methyl 3-(4-(2-propyl-4-(4'-methoxyphenoxy)-
 phenoxy)butoxy)phenylacetate

10 The title compound was prepared according to the method described in
 Example 15, Step B, using methyl 3-hydroxyphenylacetate and 4-(4-bromobutoxy)-3-
 propylphenyl 4-methoxyphenyl ether as the starting materials.

¹H NMR (400MHz, CDCl₃): δ 7.24-7.19 (m, 2H), 6.91-6.73 (ar, 9H), 4.02-3.96 (m,
 4H), 3.77 (s, 3H), 3.67 (s, 3H), 3.57 (s, 2H), 2.54 (t, 2H, J=7.41Hz), 0.90 (t, 3H,
 15 J=7.33Hz).

Step B: Preparation of 5-[3-(4-(2-propyl-4-(4'-methoxyphenoxy)phenoxy)
 butoxy)phenyl]-2,4-thiazolidinedione

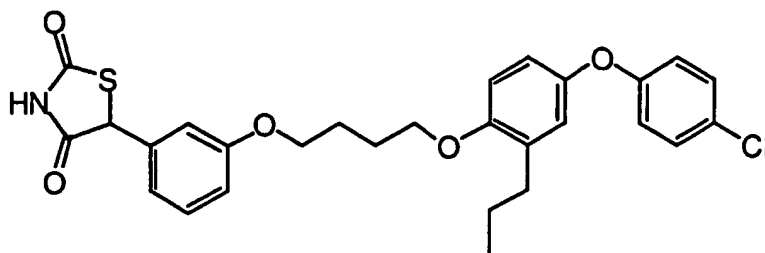
20 The title compound was prepared according to the method described in
 Example 1, Step C, using methyl 3-(4-(2-propyl-4-(4'-methoxy-
 phenoxy)phenoxy)butoxy)phenylacetate as the starting material.

¹H NMR (400MHz, CDCl₃): δ 8.14 (brs, 1H), 7.3 (m, 1H), 6.98-6.69 (m, 10H), 5.31
 (s, 1H), 4.00 (m, 4H), 3.77 (s, 3H), 2.53 (t, 2H, J=7.52Hz), 2.03 (m, 4H), 1.59 (m,
 2H), 0.90 (t, 3H, J=7.32Hz).

25

PREPARATIVE EXAMPLE 52

5-[3-(4-(2-propyl-4-(4'-chlorophenoxy)phenoxy)butoxy)phenyl]-2,4-thiazolidinedione



Step A: Preparation of 4-(4-bromobutoxy)-3-propylphenyl 4-chlorophenyl ether

The title compound was prepared according to the method described in Example 15, Step A, using 2-Propyl-4-(4'-chlorophenoxy)phenol (as prepared in Example 23, Step A using 4-chlorophenol) as the starting material

Step B: Preparation of methyl 3-(4-(2-propyl-4-(4'-chlorophenoxy)phenoxy)butoxy)phenylacetate

The title compound was prepared according to the method described in Example 15, Step B, using 4-(4-bromobutoxy)-3-propylphenyl 4-chlorophenyl ether and methyl 3-hydroxyphenylacetate as the starting materials.

$^1\text{H NMR}$ (400MHz, CDCl_3): δ 7.23-7.19 (m, 2H), 6.86-6.78 (ar, 9H), 4.04 (m, 4H), 3.68 (s, 3H), 3.58 (s, 2H), 2.55 (t, 2H, $J=7.33\text{Hz}$), 0.90 (t, 3H, $J=7.36\text{Hz}$).

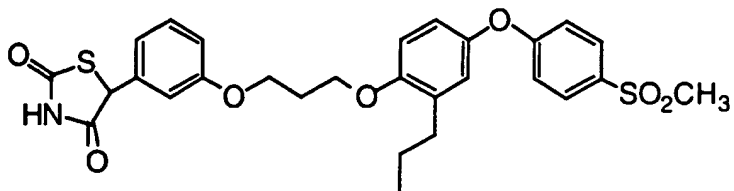
Step B: Preparation of 5-[3-(4-(2-propyl-4-(4'-chlorophenoxy)phenoxy)butoxy)phenyl]-2,4-thiazolidinedione

The title compound was prepared according to the method described in Example 1, Step C, using methyl 3-(4-(2-propyl-4-(4'-chlorophenoxy)phenoxy)butoxy)phenylacetate as the starting material.

$^1\text{H NMR}$ (400MHz, CDCl_3): 8.22 (brs, 1H), 7.32-7.20 (m, 2H), 6.99-6.77 (m, 9H), 5.31 (s, 1H), 4.00 (m, 4H), 2.54 (t, 2H, $J=7.32\text{Hz}$), 2.00 (m, 4H), 1.59 (m, 2H), 0.90 (t, 3H, $J=7.33\text{Hz}$).

PREPARATIVE EXAMPLE 53

5-[3-(3-(2-propyl-4-(4'-methylsulfonylphenoxy)phenoxypropoxy)phenyl)-2,4-thiazolidinedione



Step A: Preparation of methyl 3-(3-(2-propyl-4-(4'-methylsulfonyl-
5 phenoxy)phenoxypropoxy)mandelate

The title compound was prepared according to the method described in Example 22, Step C using methyl 3-(3-bromopropoxy) mandelate as the starting material.

¹H NMR (400MHz, CDCl₃): δ. 7.81 (m, 2H); 7.00-6.84 (ar, 9H), 5.13 (d, 1H, J=5.58
10 Hz), 4.19-4.13 (m, 4H), 3.74 (s, 3H), 3.41 (d, 1H, J=5.62Hz), 3.02 (s, 3H), 2.56 (t,
3H, J=7.52Hz), 0.90 (t,3H, J=7.33Hz).

Step B: Preparation of methyl α-chloro-3-(3-(2-propyl-4-(4'-
15 methylsulfonylphenoxy)phenoxy)propoxy)phenylacetate

The title compound was prepared according to the method described in Example 22, Step D using methyl 3-(3-(2-propyl-4-(4'-
methylsulfonylphenoxy)phenoxy)propoxy)mandelate (as prepared in Step A) as the starting material.

¹H NMR (400MHz, CDCl₃): δ. 7.86 (m, 2H), 7.27-6.85 (ar, 9H), 5.30 (s, 1H), 4.20-
20 4.13 (m, 4H), 3.75 (s, 3H), 3.02 (s, 3H), 2.56 (t, 2H, 7.49), 0.90 (t, 3H, J=7.32Hz).

Step C: Preparation of 5-[3-(3-(2-propyl-4-(4' methylsulfonylphenoxy)
25 phenoxy)propoxy)phenyl]-2,4-thiazolidinedione

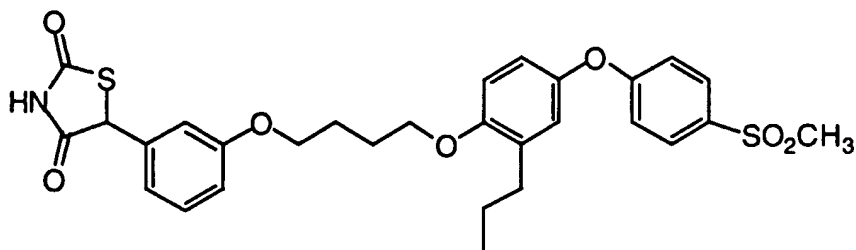
The title compound was prepared according to the method described in Example 22, Step E using ethyl α-chloro-3-(3-(2-propyl-4-(4'-
methylsulfonylphenoxy)phenoxy)propoxy)phenylacetate as the starting material.

¹H NMR (400MHz, CDCl₃): δ. 8.20 (brs, 1H), 7.84 (m, 2H), 7.30-6.83 (ar, 9H), 5.35
(s, 1H), 4.16 (t, 2H, J=6.71Hz), 4.06 (t, 2H, J=6.43Hz), 3.02 (s, 3H), 2.56 (t, 2H,
6.8Hz), 2.28 (quint, 2H, J=6.02Hz), 1.55 (m, 2H), 0.90 (t, 3H, J=7.32Hz).

30

PREPARATIVE EXAMPLE 54

5-[3-(4-(2-propyl-4-(4'-methylsulfonylphenoxy)phenoxy)butoxy)phenyl]-2,4-thiazolidinedione



5

Step A: Preparation of methyl 3-(4-(2-propyl-4-(4'-methylsulfonylphenoxy)phenoxy)butoxy)mandelate

The title compound was prepared according to the method described in Example 22, Step C using methyl 3-(4-bromobutoxy)mandelate as the starting material.

10

¹H NMR (400MHz, CDCl₃): δ. 7.82 (m, 2H); 7.26-6.83 (ar, 9H), 5.13 (d, 1H, J=5.58 Hz), 4.07-4.02 (m, 4H), 3.74 (s, 3H), 3.41 (d, 1H, J=5.62Hz), 3.02 (s, 3H), 2.57 (t, 3H, J=7.24Hz), 2.0 (m, 4H), 0.90 (t, 3H, J=7.33Hz).

15

Step B: Preparation of methyl α-chloro-3-(3-(2-propyl-4-(4'-methylsulfonylphenoxy)phenoxy)butoxy)phenylacetate

The title compound was prepared according to the method described in Example 22, Step D using methyl 3-(4-(2-propyl-4-(4'-methylsulfonylphenoxy)phenoxy)butoxy)mandelate as the starting material.

20

¹H NMR (400MHz, CDCl₃): δ. 7.86 (m, 2H), 7.27-6.85 (ar, 9H), 5.30 (s, 1H), 4.07-4.02 (m, 4H), 3.75 (s, 3H), 3.02 (s, 3H), 2.57 (t, 2H, J= 7.24 Hz), 0.90 (t, 3H, J=7.32Hz).

25

Step C: Preparation of 5-[3-(4-(2-propyl-4-(4'methylsulfonylphenoxy)phenoxy)butoxy)phenyl]-2,4-thiazolidinedione

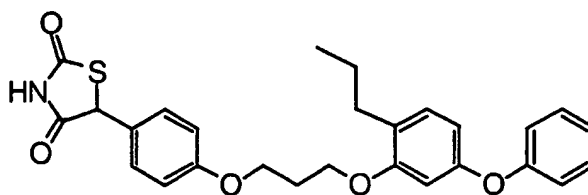
The title compound was prepared according to the method described in Example 22, Step E using ethyl α-chloro-3-(3-(2-propyl-4-(4'-methylsulfonylphenoxy)phenoxy)butoxy)phenylacetate as the starting material.

^1H NMR (400MHz, CDCl_3): δ . 8.20 (brs, 1H), 7.84 (m, 2H), 7.30-6.83 (ar, 9H), 5.35 (s, 1H), 4.16 (t, 2H, $J=6.71\text{Hz}$), 4.06 (t, 2H, $J=6.43\text{Hz}$), 3.02 (s, 3H), 2.56 (t, 2H, 6.8Hz), 2.28 (quint, 2H, $J=6.02\text{Hz}$), 2.0 (m, 4H), 0.90 (t, 3H, $J=7.32\text{Hz}$).

5

PREPARATIVE EXAMPLE 55

5-[4-(3-(2-propyl-5-phenoxy)phenoxypropoxy)phenyl]-2,4-thiazolidinedione



10 Step A: Preparation of 2-propyl-5-phenoxyphenol

A solution of 1-phenoxy-(3-propenyloxy)benzene(29.0 g) in ortho-dichlorobenzene (200 mL) was refluxed for 24 h. Mixture was cooled to room temperature and was chromatographed to afford two intermediates labelled 1 (3.33 g) and 2 (2.81 g). Compound 1 was hydrogenated over Pd/C catalyst (0.8 g) in methanol.
 15 The reaction was filtered through Celite and all volatiles were removed to afford the title compound.

^1H NMR (400MHz, CDCl_3): δ 7.16-7.01 (m, 6H,); 6.54 (dd, 1H, $J=8.2\text{Hz}$ and $J=2.3\text{Hz}$); 6.45 (d, 1H, $J=2.3\text{Hz}$); 4.72 (s, 1H); 2.56 (t, 2H, $J=7.5\text{Hz}$); 1.64 (m, 2H); 0.98 (t, 3H, $J=7.4\text{Hz}$).

20

Step B: Preparation of Methyl 3-(3-(2-propyl-5-phenoxyphenoxy)-propoxy)phenylacetate

The title compound was prepared according to the method described in Example 1, Step B, using as 2-propyl-5-phenoxyphenol as the starting material.

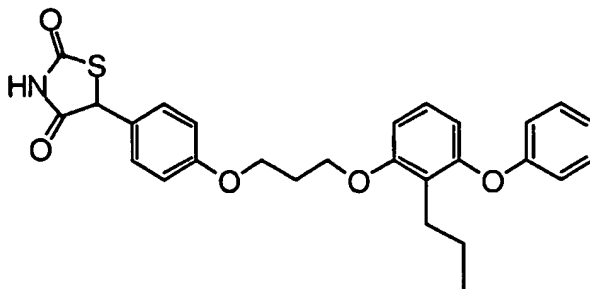
25 ^1H NMR (400MHz, CDCl_3): δ 7.31-6.82 (m, 10H,); 6.55 (d, 1H, $J=2.3\text{Hz}$); 6.52 (dd, 1H, $J=8.2\text{Hz}$ and $J=2.3\text{Hz}$); 4.13 (t, 2H, $J=6.2\text{Hz}$); 4.05 (t, 2H, $J=6.0\text{Hz}$); 3.66 (s, 3H); 3.54 (s, 2H); 2.52 (t, 2H, $J=7.4\text{Hz}$); 2.23 (quint, 2H, $J=6.2\text{Hz}$); 1.54(hex, 2H, $J=7.4\text{Hz}$); 0.9 (t, 3H, $J=7.3\text{Hz}$).

30 Step C: Preparation of 5-[4-(3-(2-propyl-5-phenoxyphenoxy)propoxy)phenyl]-2,4-thiazolidinedione

The title compound was prepared according to the method described in Example 1, Step C, using methyl 3-(3-(2-propyl-5-phenoxyphenoxy)propoxy)phenylacetate (as prepared in Step B) as the starting material.

- 5 $^1\text{H NMR}$ (400MHz, CDCl_3): δ 7.95 (brs, 1H), 7.31-6.87 (m, 10H,); 6.55 (d, $J=2.3\text{Hz}$); 6.52 (dd, 1H, $J=8.2\text{Hz}$ and $J=2.3\text{Hz}$); 5.32 (s, 1H); 4.13 (t, 2H, $J=6.2\text{Hz}$); 4.05 (t, 2H, $J=6.0\text{Hz}$); 2.52 (t, 2H, $J=7.4\text{Hz}$); 2.23 (quit, 2H, $J=6.2\text{Hz}$); 1.54 (hex, 2H, $J=7.4\text{Hz}$); 0.9 (t, 3H, $J=7.3\text{Hz}$).

- 10 PREPARATIVE EXAMPLE 56
5-[4-(3-(2-propyl-3-(phenoxyphenoxy)propoxy)phenyl)-2,4-thiazolidinedione



Step A: Preparation of 2-propyl-3-phenoxyphenol

- 15 The intermediate 2 (2.81 g) obtained as described in Example 55, Step A, was hydrogenated over Pd/C catalyst (0.61 g) in methanol. The reaction was filtered through celite and all volatiles were removed to afford the title compound.
 $^1\text{H NMR}$ (400MHz, CDCl_3): δ 7.34-6.95 (m, 6H,); 6.6 (d, 1H, $J=8.0\text{Hz}$); 6.48 (d, 1H, $J=8.0\text{Hz}$); 4.8 (s, 1H); 2.65 (t, 2H, $J=7.6\text{Hz}$); 1.64 (m, 2H); 0.97 (t, 3H, $J=7.4\text{Hz}$).

Step B: Preparation of Methyl 3-(3-(2-propyl-3-(phenoxyphenoxy)propoxy)phenylacetate

- 25 The title compound was prepared according to the method described in Example 1, Step B, using as 2-propyl-3-phenoxyphenol the starting material.
 $^1\text{H NMR}$ (400MHz, CDCl_3): δ 7.29-6.85 (m, 10H,); 6.65 (d, 1H, $J=7.7\text{Hz}$); 6.49 (d, 1H, $J=8.2\text{Hz}$); 4.17-4.13 (m, 4H,); 3.66 (s, 3H); 3.54 (s, 2H); 2.6 (t, 2H, $J=7.6\text{Hz}$); 2.27 (quit, 2H, $J=6.1\text{Hz}$); 1.5(hex, 2H, $J=7.6\text{Hz}$); 0.87 (t, 3H, $J=7.3\text{Hz}$).

Step C: Preparation of 5-[4-(3-(2-propyl-3-(phenoxyphenoxy)propoxy)phenyl)-2,4-thiazolidinedione

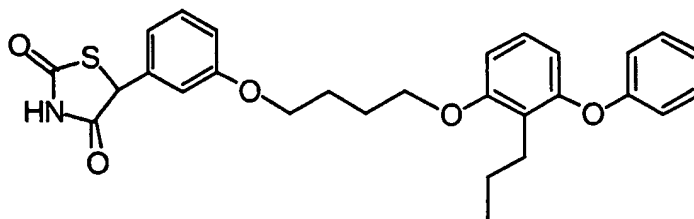
The title compound was prepared according to the method described in Example 1, Step C, using methyl 3-(3-(2-propyl-3-phenoxyphenoxy)propoxy)phenylacetate (as prepared in Step B) as the starting material.

$^1\text{H NMR}$ (400MHz, CDCl_3): δ 8.05 (brs, 1H), 7.32-6.88 (m, 10H,); 6.64 (d, 1H, $J=7.4\text{Hz}$); 6.49 (d, 1H, $J=7.3$); 5.32 (s, 1H); 4.2-4.13 (m, 4H); 2.6 (t, 2H, $J=7.3\text{Hz}$); 2.28 (quit, 2H, $J=6.0\text{Hz}$); 1.49 (hex, 2H, $J=7.5\text{Hz}$); 0.86 (t, 3H, $J=7.3\text{Hz}$).

PREPARATIVE EXAMPLE 57

5-[3-(4-(2-propyl-3-(phenoxyphenoxy)butoxy)phenyl)-2,4-thiazolidinedione

15

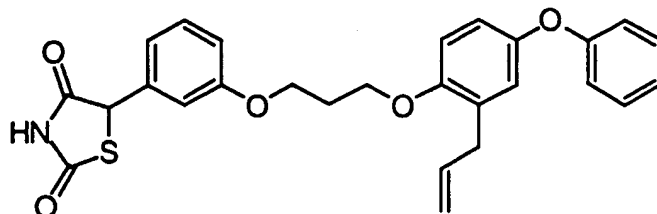


The title compound was prepared according to the method described in Example 22 (Step B-E) using ethyl 3-(4-bromobutoxy)mandelate and 2-propyl-3-phenoxyphenol (Example 56, Step A).

$^1\text{H NMR}$ (400MHz, CDCl_3): δ 7.96 (brs, 1H), 7.36-6.93 (m, 10H,); 6.8 (d, 1H, $J=8.2\text{Hz}$); 6.53 (d, 1H, $J=8.3$); 5.35 (s, 1H); 4.08 (m, 4H); 2.66 (t, 2H, $J=7.6\text{Hz}$); 2.03 (m, 4H); 1.56 (m, 2H); 0.92 (t, 3H, $J=7.4\text{Hz}$).

PREPARATIVE EXAMPLE 58

25 5-[3-(3-(2-(2-propenyl)-4-(phenoxyphenoxy)propoxy)phenyl)-2,4-thiazolidinedione



Step A: Preparation of 2-(2-propenyl)-4-phenoxyphenol

A solution of 1-phenoxy-(4-propenyloxy)benzene (11.0 g) in ortho-dichlorobenzene (150 mL) was kept at reflux for 24 h. Mixture was cooled to room temperature and chromatographed over silica gel to afford the title compound (10.3 g).

$^1\text{H NMR}$ (400MHz, CDCl_3): δ 7.4-6.76 (m, 8H,); 6.06-5.96 (m, 1H); 5.21-5.15 (ddt, 2H); 4.86 (s, 1H); 3.4 (d, 2H, $J=1.4\text{Hz}$).

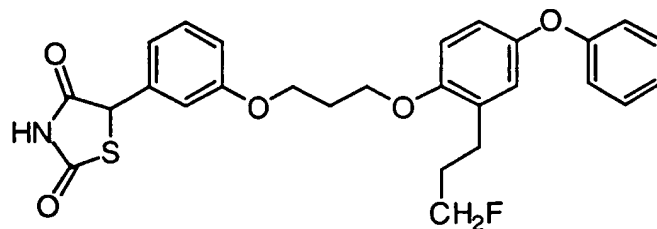
Step B: Preparation of 5-[3-(3-(2-(2-propenyl)-4-(phenoxyphenoxy)propoxyphenyl)-2,4-thiazolidinedione

The title compound was prepared according to the method described in Example 22 (Step B-E) using ethyl 3-(3-bromopropoxy)mandalate and 2-(2-propenyl)-4-phenoxyphenol.

$^1\text{H NMR}$ (400MHz, CDCl_3): δ 8.25 (brs, 1H), 7.35-6.83 (m, 12H,); 5.97-5.88 (m, 1H); 5.32 (s, 1H); 5.05-5.0 (m, 4H); 4.17 (dt, 4H); 2.28 (m, 2H).

PREPARATIVE EXAMPLE 59

5-[3-(3-(1'-fluoropropyl)-4-phenoxyphenoxy)propoxyphenyl]-2,4-thiazolidinedione



Step A: Preparation of 2-(1'-fluoropropyl)-4-phenoxyphenol

To a solution of 2-(2-propenyl)-4-phenoxyphenol (5.0 g, Example 58-Step A) in tetrahydrofuran (THF, 40 mL) was added at 0°C , a solution of borane-methyl sulfide in THF (1.25 M equiv). The solution was stirred for 3 h during which

temperature was allowed to rise to room temperature. Absolute ethanol (10 mL) was then added followed by addition of sodium hydroxide (2.27 g) in water (10 mL). The solution was then cooled to 0° C and 4.5 mL of 30% hydrogen peroxide solution was carefully added. The reaction mixture was partitioned between water and ether. The ether extracts were washed with water, brine and dried over sodium sulfate. Concentration under reduced pressure followed by chromatography over silica gel afforded the desired intermediate.

¹H NMR (400MHz, CDCl₃): δ 7.33-6.9 (m, 8H,); 4.12 (t, 2H, J=5.2Hz); 3.68 (t, 2H, J=5.9Hz); 2.77 (t, 2H, J=6.8Hz); 1.89 (hex, 2H, J=5.9Hz).

This intermediate (2.2 g) was dissolved in tetrahydrofuran (30 mL) and treated with diethylaminosulfur trifluoride (DAST)(4.76 mL) at 0° C. The solution was stirred for 4 h, quenched by addition of aqueous NaHCO₃, washed with water, dried(Na₂SO₄), concentrated, and chromatographed over silica gel to provide 2-(1'-fluoropropyl)-4-phenoxyphenol.

¹H NMR (400MHz, CDCl₃): δ 7.33-6.75 (m, 8H,); 4.69 (s, 1H); 4.45 (dt, 2H, J=47.3Hz and 5.9Hz); 2.74 (t, 2H, J=7.3Hz); 2.05 (m, 2H).

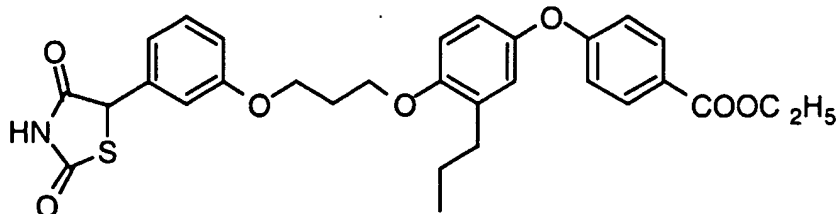
Step B: Preparation of 5-[3-(3-(1'-fluoropropyl)-4-(phenoxyphenoxy)propoxyphenyl)-2,4-thiazolidinedione

The title compound was prepared according to the method described in Example 22 (Step B-E) using ethyl 3-(3-bromopropoxy)mandalate and 2-(1'-fluoropropyl)-4-phenoxyphenol.

¹H NMR (400MHz, CDCl₃): δ 7.94(brs, 1H); 7.4-6.8 (m, 12H,); 5.35 (s, 1H); 4.44 (dt, 2H, J=47.3Hz and 5.9Hz); 4.22 (t, 2H, J=6.1Hz); 4.17 (t, 2H, J=6.1Hz); 2.73 (t, 2H, J=7.2Hz); 2.3 (m, 2H); 1.95 (m, 2H).

PREPARATIVE EXAMPLE 60

5-[3-(3-(2-propyl-4-(4'-ethoxycarbonylphenoxy)phenoxypropoxy)phenyl)-2,4-thiazolidinedione



Step A: Preparation of 2-Propyl-4-(4'-ethoxycarbonyl)phenoxyphenol

A solution of 4-allyloxyphenol (10.0 g), 4-fluoroethylbenzoate (12.33 g) and sodium hydride (2.93 g, 60% dispersion in mineral oil) in dimethyl sulfoxide (50 mL) was stirred at 150° C for 24 h. The solution was cooled and the excess was carefully destroyed using water. The reaction mixture was extracted with ethyl acetate, washed with water and dried over sodium sulfate. The organic layer was filtered and evaporated to an oil which was chromatographed over silica gel to afford 4-(4'-ethoxycarbonylphenoxy)phenyl allyl ether.

A solution of 4-(4'-ethoxycarbonylphenoxy)phenyl allyl ether (3.9 g) in 1,2-dichlorobenzene (50 mL) was heated at reflux for 30 h. After cooling to room temperature, mixture was chromatographed over silica gel to afford the intermediate (3.46 g) which was hydrogenated over Pd/C (0.3 g) in ethanol (130 mL). The reaction was filtered through Celite and concentrated *in vacuo* to afford 2-propyl-4-(4'-ethoxycarbonylphenoxy)phenol.

¹H NMR (400MHz, CDCl₃): δ 7.99 (d, 2H, J=9.0Hz), 6.93 (d, 2H, J=9.0Hz); 6.87 (s, 1H); 6.8 (dd, 2H); 4.36 (q, 2H, J=7.0 Hz); 2.59 (t, 2H, J=7.4Hz); 1.68-1.60 (m, 2H); 0.98 (t, 3H, J=7.2Hz)

Step B: Preparation of 5-[3-(3-(2-propyl-4-(4'-ethoxycarbonylphenoxy)phenoxypropoxy)phenyl)-2,4-thiazolidinedione

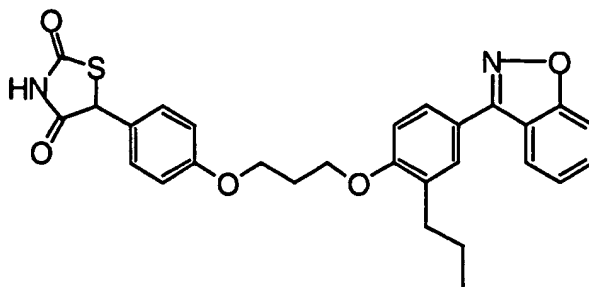
The title compound was prepared according to the method described in Example 22 (Step B-E) using ethyl 3-(3-bromopropoxy)mandalate and 2-propyl-4-(4'-ethoxycarbonyl)phenoxyphenol.

¹H NMR (400MHz, CDCl₃): δ 8.0 (d and brs, 3H), 7.4-6.8 (m, 9H); 5.35 (s, 1H); 4.36 (q, 2H, J=7.0Hz); 4.22 (t, 2H, J=6.1Hz); 4.18 (t, 2H, J=6.0Hz); 2.59 (t, 2H, J=7.4Hz); 2.32 (hex, 2H, J=6.0Hz); 1.6 (m, 2H); 1.39 (t, 3H, J=7.3Hz); 0.93 (t, 3H, J=7.2Hz).

30

PREPARATIVE EXAMPLE 61

5-[4-(3-(4-(1,2-benzisoxazol-3-yl)-2-propylphenoxy)propoxy)phenyl]-2,4-thiazolidinedione



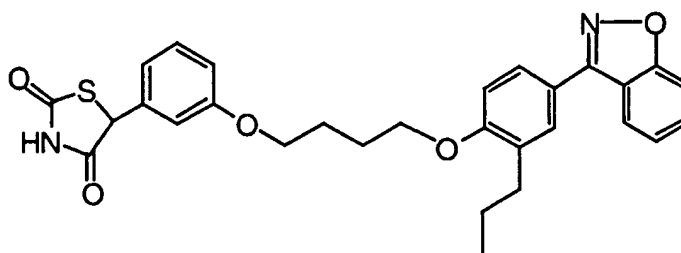
5 The title compound was prepared according to the method described in Example 22 (Step B-E) using ethyl 4-(3-bromopropoxy)mandelate and 4-(1,2-benzisoxazol-3-yl)-2-propylphenol (PCT Application WO97/28115)

$^1\text{H NMR}$ (400MHz, CDCl_3): δ 7.91 (brs, 1H), 7.9-6.9 (m, 11H); 5.33 (s, 1H); 4.21 (q, 2H, $J=6.2\text{Hz}$); 4.22 (t, 2H, $J=6.1\text{Hz}$); 2.66 (t, 2H, $J=7.5\text{Hz}$); 2.32 (hex, 2H, $J=6.0\text{Hz}$); 1.64 (m, 2H); 0.95 (t, 3H, $J=7.3\text{Hz}$).

15

PREPARATIVE EXAMPLE 62

5-[3-(4-((1,2-benzisoxazol-3-yl)-2-propylphenoxy)butoxy)phenyl]-2,4-thiazolidinedione



20

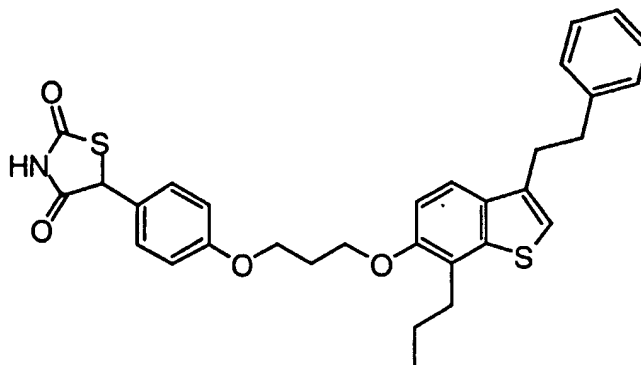
The title compound was prepared according to the method described in Example 22 using ethyl 3-(4-bromobutoxy)mandelate and 4-(1,2-benzisoxazol-3-yl)-2-propylphenol (PCT Application WO97/28115)

^1H NMR (400MHz, CDCl_3): δ 8.31 (brs, 1H), 7.9-6.9 (m, 11H); 5.31 (s, 1H); 4.12 (t, 2H, $J=5.2\text{Hz}$); 4.06 (t, 2H, $J=5.0\text{Hz}$); 2.67 (t, 2H, $J=7.7\text{Hz}$); 2.0 (m, 4H); 1.66 (m, 2H); 0.96 (t, 3H, $J=7.3\text{Hz}$).

5

PREPARATIVE EXAMPLE 63

5-[4-(3-(3-(2-phenylethyl)-7-propyl-benzothiophen-6-yl)oxy)-1-propoxy]phenyl-2,4-thiazolidinedione



10 Step A: Preparation of 1-Diazo-4-phenyl-2-butanone.

A solution of hydrocinnamoyl chloride (10.00 grams; 100 mL dry diethyl ether) was carefully added to freshly prepared ethereal diazomethane (85.6 grams Diazald; 100 mL dry ethyl ether) at 0°C . The reaction was held at 0°C until outgassing subsided (15 minutes), then raised to room temperature (15 minutes).

15 Acetic acid (5.0 mL) was added and the reaction partitioned (pH4 phthalate buffer and methyl *tert*-butyl ether). The organic was washed with water, dried over MgSO_4 and filtered to provide, upon evaporation, an oil containing the title compound. The crude product was used with no further purification or delay.

20 ^1H NMR (400MHz, CDCl_3): δ 7.32-7.18 (mult, 5H), 5.19 (vbrs, 1H), 3.04-2.92 (mult, 4H).

Step B: Preparation of 1-Bromo-4-phenyl-2-butanone.

25 A 0°C solution of the crude product from Step A (12.89 grams; dry dichloromethane; 150 mL) was treated dropwise with 48% HBr (36.0 mL). When outgassing ceased, the solution was warmed to ambient temperature. After 15 minutes, the reaction was partitioned (isopropyl acetate and water), washed twice with

water and dried (magnesium sulfate). Filtration and evaporation furnished the title compound as an oil which crystallized on standing,

$^1\text{H NMR}$ (400MHz, CDCl_3): δ 7.30-7.16 (mult, 5H), 3.83 (s, 2H), 2.97-2.91 (mult, 4H).

5

Step C: Preparation of 1-(3-methoxyphenyl)thio-4-phenyl-2-butanone.

A dry, DMF (225 mL) solution of the Step B product (20.212 grams) was exposed to di-isopropylethyl amine (16.22 mL), then to 3-methoxythiophenol (11.424 grams). Stirring at ambient temperature for 6 hours was followed by partition (isopropyl acetate and pH4 phthalate buffer). The organic was washed twice with

10

water, dried (magnesium sulfate) and filtered. Concentration and silica gel chromatography (5:1 hex/ CH_2Cl_2) completed the isolation of the title compound.

15

$^1\text{H NMR}$ (400MHz, CDCl_3): δ 7.26-7.12 (mult, 6H), 6.83 (dd, 2H, $J=4.7, 2.2$ Hz), 6.73 (dd, 1H, $J=8.3, 2.4$ Hz), 3.76 (s, 3H), 3.63 (s, 2H), 2.88 (oct, 4H, $J=5.8$ Hz).

Step D: Preparation of 3-(2-Phenylethyl)-6-methoxy-benzothiophene.

The product from Step C (8.495 grams), dissolved in dry CH_2Cl_2 (85 mL) was added dropwise to a 0°C CH_2Cl_2 solution (34mL) of methanesulfonic acid (17 mL). The reaction was kept at 0°C for 20 minutes, then briefly warmed to ambient temperature. The reaction was rapidly poured into a vigorously stirred cold mixture of excess 5N NaOH and methyl *tert*-butyl ether. The organic was dried over magnesium sulfate and filtered. Concentration and chromatography over silica gel (5:1 hex/ CH_2Cl_2) gave the title compound as a clear oil.

20

25

$^1\text{H NMR}$ (400MHz, CDCl_3): δ 7.66 (d, 1H, $J=8.8$ Hz), 7.37-7.20 (mult, 6H), 7.05 (dd, 1H, $J=8.8, 2.4$ Hz), 6.91 (t, 1H, $J=0.9$ Hz), 3.90 (s, 3H), 3.16-3.02 (mult, 4H).

Step E: Preparation of 3-(2-Phenylethyl)-6-hydroxy-benzothiophene.

30

A stirred, -10°C solution of the product from Step D (5.483 grams; dry methylene chloride; 60 mL) was treated with 1M boron tribromide solution (methylene chloride; 20.81 mL). After 2 hours, the reaction was momentarily warmed to ambient temperature. It was partitioned between isopropyl acetate and aqueous sodium bicarbonate, washed once with water and dried over magnesium

sulfate. Filtration and evaporation produced a semi-solid. Chromatography over silica gel (2.5:1 hex/ethyl acetate) resulted in the isolation of the title compound, a pale yellow solid.

¹H NMR (400MHz, CDCl₃): δ 7.60 (d, 1H, J=8.8 Hz), 7.35-7.23
5 (mult, 6H), 6.94 (dd, 1H, J=8.7, 2.3 Hz), 6.88 (s, 1H), 5.40 (s, 1H), 3.13-3.02
(mult, 4H).

Step F: Preparation of 3-(2-Phenylethyl)-6-allyloxy-benzothiophene.

A stirred solution of the product from Step E (4.651 grams) in dry
10 DMF (40 mL) was exposed to allyl bromide (1.66 mL) followed by cesium carbonate
(6.26 grams). After 2.5 hours at ambient temperature, the reaction was partitioned
between isopropyl acetate and pH4 phthalate buffer. The organic was washed twice
with water, dried over magnesium sulfate and filtered. Evaporation gave a residue
which, when chromatographed over silica gel (3:1 hex/CH₂Cl₂), gave the title
15 compound, a clear oil.

¹H NMR (400MHz, CDCl₃): δ 7.73 (d, 1H, J=8.8 Hz), 7.47-7.34
(mult, 6H), 7.19 (dd, 1H, J=8.8, 2.3 Hz), 6.99 (s, 1H), 6.22 (dqints, 1H, J=4.3
Hz), 5.62 (dqarts, 1H, J=17.3, 1.6 Hz), 5.44 (dqarts, 1H, J=10.5, 1.4 Hz), 4.69
(t, 1H, J=1.5 Hz), 4.67 (t, 1H, J=1.5 Hz), 3.25-3.12 (mult, 4H).

20

Step G: Preparation of 3-(2-Phenylethyl)-6-hydroxy-7-allyl-benzothiophene.

The product from Step F (4.373 grams), dissolved in 1,2-
dichlorobenzene (45 mL) was refluxed under nitrogen for 8.5 hours. The solution was
cooled to approx. 50°C. High vacuum was applied and the solvent removed until the
25 residue solidified. The solid was dissolved in CH₂Cl₂ (100 mL), recovered, re-
evaporated and chromatographed over silica gel (CH₂Cl₂). Evaporation of the
appropriate fractions gave the title compound as a pale yellow solid.

¹H NMR (400MHz, CDCl₃): δ 7.53 (d, 1H, J=8.5 Hz), 7.35-7.20
(mult, 5H), 6.95 (d, 1H, J=8.5 Hz), 6.93 (d, 1H, J=8.4 Hz), 6.06 (apparent dpent,
30 1H, J=7.1, 3.9 Hz), 5.23 (dqart, 1H, J=15.7, 1.7 Hz), 5.17 (dqart, 1H, J=11.5, 1.8
Hz), 5.09 (s, 1H), 3.67 (dt, 2H, J=6.3, 1.6 Hz), 3.13-3.01 (mult, 4H), 1.27 (t, 3H,
J=7.2 Hz).

Step H: Preparation of 3-(2-Phenylethyl)-6-hydroxy-7-propyl-benzothiophene.

The product from Step G (3.062 grams) was dissolved in methyl *tert*-butyl ether (60 mL) and placed in a hydrogenation bottle. 5% Pd/C catalyst (306 mg) was added and the mixture hydrogenated for 1 hour using a Parr apparatus (14 psi). Filtration through Celite and evaporation gave the title compound as a yellow oil. On

5 standing, a pale yellow solid was produced which required no additional purification.

$^1\text{H NMR}$ (400MHz, CDCl_3): δ 7.45 (d, 1H, $J=8.5$ Hz), 7.32-7.20

(mult, 6H), 6.89 (d, 1H, $J=8.4$ Hz), 5.28 (s, 1H), 3.10-3.01 (mult, 4H), 2.84 (dd, 2H, $J=7.7, 1.6$ Hz), 1.74 (hex, 2H, $J=6.0$ Hz), 1.02 (t, 3H, $J=7.4$).

Step I: Preparation of Methyl 4-[3-(3-(2-phenylethyl)-7-propyl-benzothiophen-6-yloxy)-1-propoxy]phenylacetate.

10

The title compound was prepared according to the method described in Example 1, Step B, using 3-(2-phenylethyl)-6-hydroxy-7-propylbenzothiophene as the starting material.

$^1\text{H NMR}$ (400MHz, CDCl_3): δ 7.50-7.42 (m, 4H), 7.31 (d, 2H,

15 $J=8.8\text{Hz}$), 7.19-7.16 (d, 2H, $J=8.3\text{Hz}$), 6.92-6.83 (m, 3H), 6.46 (s, 1H), 4.21-4.16 (m, 4H), 3.67 (s, 3H), 3.54 (s, 2H), 2.95 (t, 2H, $J=7.4\text{Hz}$), 2.29 (quint, 2H, $J=6.3\text{Hz}$), 1.71 (hex, 2H, $J=5.9\text{Hz}$), 1.01 (t, 3H, $J=7.3\text{Hz}$).

Step J: Preparation of 5-[4-(3-(3-(2-phenylethyl)-7-propyl-benzothiophen-6-yloxy)-1-propoxy)]phenyl-2,4-thiazolidinedione .

20

The title compound was prepared according to the method described in Example 1, Step C, using methyl [4-(3-(7-propyl-3-(2-phenylethyl)benzothiophen-6-yloxy)-1-propoxy)]phenylacetate from Step I above as the starting material.

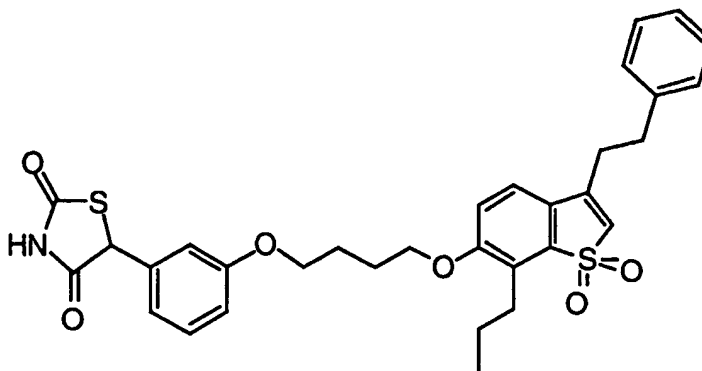
$^1\text{H NMR}$ (400MHz, CDCl_3): δ 9.46 (brs, 1H), 7.59 (d, 1H, $J=8.6$ Hz),

25 7.38-7.24 (m, 4H), 7.09 (d, 1H, $J=8.8$ Hz), 6.98 (d, 2H, $J=8.8$ Hz), 6.92-6.83 (m, 3H), 6.46 (s, 1H), 5.30 (s, 1H), 4.26 (bdquart, 4H, $J_{\text{avg}}=5.5$ Hz), 3.11 (vbdquint, 4H), 2.91 (bdd, 2H, $J=7.4, 1.4$ Hz), 2.34 (quint, 2H, $J=6.0$ Hz), 1.76 (hex, 2H, $J=7.5$ Hz), 1.03 (t, 3H, $J=7.3$ Hz).

30

PREPARATIVE EXAMPLE 64

5-[3-(4-(3-(2-phenylethyl)-7-propyl-benzothiophen-1,1-dioxide-6-yloxy)-1-butoxy)]phenyl-2,4-thiazolidinedione



Step A: Preparation of 3-(2-Phenylethyl)-6-hydroxy-7-propyl-benzothioephene-1,1-dioxide.

The product of Example 63, Step H (3.515 grams) in CH_2Cl_2 solution
 5 (40 mL) was stirred (0°C) and treated with solid 75% m-chloroperbenzoic acid (5.457 grams) in portions. After 15 minutes the reaction was warmed to ambient temperature and stirring continued for 1 hour. Partition between isopropyl acetate and aqueous sodium bicarbonate was followed by washing of the organic once with aqueous sodium bicarbonate, then water. Drying over magnesium sulfate, filtration and
 10 evaporation afforded a solid which was chromatographed over silica gel (5:1 hex/ethyl acetate). The title compound was acquired as a white solid.

$^1\text{H NMR}$ (400 MHz, CDCl_3): δ 7.35-7.19 (m, 4H), 7.04 (d, 1H, $J=8.1$ Hz), 6.89 (d, 1H, $J=8.2$ Hz), 6.63 (vbrs, 1H), 6.29 (t, 1H, $J=1.5$ Hz), 2.97-2.78 (m, 6H), 1.74 (dsex, 2H, $J=7.2, 2.9$ Hz), 1.03 (t, 3H, $J=7.4$ Hz).

15 Step B: Preparation of Methyl 3-(4-(7-propyl-3-(2-phenylethyl)-benzothioephene-1,1-dioxide-6-yloxy)-1-butoxy)phenylacetate.

The title compound was prepared according to the method described in Example 1, Step B, using 3-(2-phenylethyl)-6-hydroxy-7-propylbenzothioephene-1,1-dioxide (Step A above) as the starting material.

20 $^1\text{H NMR}$ (400MHz, CDCl_3): δ 7.50-7.42 (m, 4H), 7.31 (d, 2H, $J=8.8\text{Hz}$), 7.19-7.16 (d, 2H, $J=8.3\text{Hz}$), 6.92-6.83 (m, 3H), 6.46 (s, 1H), 4.21-4.16 (m, 4H), 3.67 (s, 3H), 3.54 (s, 2H), 2.95 (t, 2H, $J=7.4\text{Hz}$), 2.29 (quint, 2H, $J=6.3\text{Hz}$), 1.71 (hex, 2H, $J=5.9\text{Hz}$), 1.01 (t, 3H, $J=7.3\text{Hz}$).

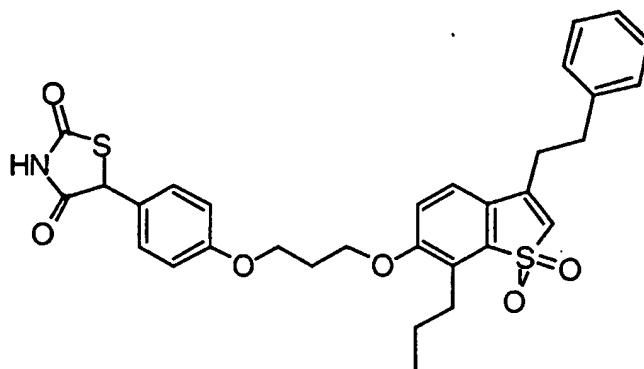
25 Step C: Preparation of 5-[3-(4-(3-(2-phenylethyl)-7-propyl-benzothioephene-1,1-dioxide-6-yloxy)-1-butoxy)]phenyl-2,4-thiazolidinedione

The title compound was prepared according to the method described in Example 1, Step C, using methyl 3-((4-(7-propyl-3-(2-phenylethyl)-benzothiophen-1,1-dioxide-6-yl)oxy)-1-butoxy)phenylacetate (Step B above) as the starting material.

$^1\text{H NMR}$ (400MHz, CDCl_3): δ 8.42 (brs, 1H), 7.32-7.19 (m, 6H), 7.12 (d, 1H, $J=8.3$ Hz), 6.98 (d, 1H, $J=8.1$ Hz), 6.91-6.85 (m, 4H), 6.30 (s, 1H), 5.30 (s, 1H), 4.04 (brquart, 4H, $J=6.3$ Hz), 2.94-2.88 (m, 4H), 2.02-1.98 (m, 4H), 1.69 (hex, 2H, $J=5.2$ Hz), 0.99 (t, 3H, $J=7.3$ Hz).

PREPARATIVE EXAMPLE 65

10 5-[4-(3-(7-propyl-3-(2-phenylethyl)-benzothiophen-1,1-dioxide-6-yloxy)-1-propoxy)] phenyl-2,4-thiazolidinedione



Step A: Preparation of Methyl 4-(3-(7-propyl-3-(2-phenylethyl)-benzothiophen-1,1-dioxide-6-yloxy)-1-propoxy)phenylacetate

The title compound was prepared according to the method described in Example 1, Step B, using 3-(2-phenylethyl)-6-hydroxy-7-propylbenzothiophene-1,1-dioxide (Example 64, Step A) as the starting material.

$^1\text{H NMR}$ (400MHz, CDCl_3): δ 7.50-7.42 (m, 4H), 7.31 (d, 2H, $J=8.8$ Hz), 7.19-7.16 (d, 2H, $J=8.3$ Hz), 6.92-6.83 (m, 3H), 6.46 (s, 1H), 4.21-4.16 (m, 4H), 3.67 (s, 3H), 3.54 (s, 2H), 2.95 (t, 2H, $J=7.4$ Hz), 2.29 (quint, 2H, $J=6.3$ Hz), 1.71 (hex, 2H, $J=5.9$ Hz), 1.01 (t, 3H, $J=7.3$ Hz).

Step B: Preparation of 5-[4-(3-(3-(2-phenylethyl)-7-propyl-benzothiophen-1,1-dioxide-6-yloxy)-1-propoxy)] phenyl-2,4-thiazolidinedione

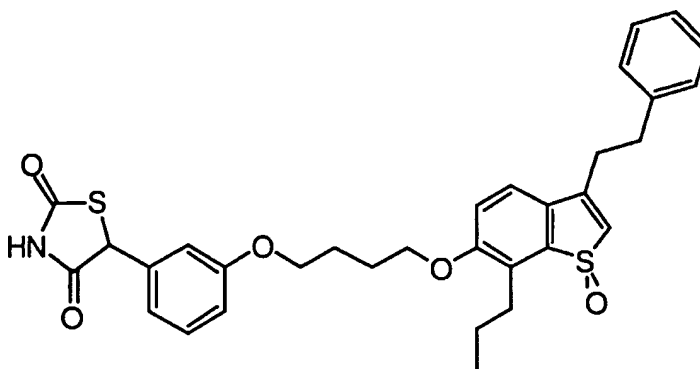
The title compound was prepared via the method delineated in Example 1, Step C, using methyl 4-(3-(3-(2-phenylethyl)-7-propyl-benzothiophen-1,1-dioxide-6-yloxy)-1-propoxy)phenylacetate (Step A above) as the starting material.

$^1\text{H NMR}$ (400MHz, CDCl_3): δ 8.87 (brs, 1H), 7.32-7.24 (m, 6H), 7.21 (t, 2H, $J=7.1$ Hz), 7.12 (d, 1H, $J=8.1$ Hz), 6.90 (d, 2H, $J=8.7$ Hz), 6.89 (d, 1H, $J=8.2$ Hz), 6.30 (s, 1H), 5.31 (s, 1H), 4.16 (quart, 4H, $J=5.9$ Hz), 2.95-2.87 (m, 4H), 2.81 (t, 2H, $J=7.7$ Hz), 2.29 (quint, 2H, $J=6.0$ Hz), 1.67 (hex, 2H, $J=7.7$ Hz), 0.98 (t, 3H, $J=7.4$ Hz).

10

PREPARATIVE EXAMPLE 66

5-[3-(4-(3-(2-phenylethyl)-7-propyl-benzothiophen-1-oxide-6-yloxy)-1-butoxy)] phenyl-2,4-thiazolidinedione



15 Step A: Preparation of 3-(2-Phenylethyl)-6-hydroxy-7-propylbenzothiophene-1-oxide.

The product of Example 63, Step H (2.017 grams) in CH_2Cl_2 solution (40 mL) was stirred (0°C) and treated with solid 75% m-chloroperbenzoic acid (1.567 grams) in portions. The reaction was warmed to ambient temperature after 15 minutes and stirred for 1.5 hours. Partition of the reaction between isopropyl acetate and aqueous sodium bicarbonate was followed by washing of the organic with aqueous sodium bicarbonate, then water. Drying over magnesium sulfate, filtration and evaporation afforded a solid which was chromatographed over silica gel (2 step gradient; 5:1 hex/ethyl acetate; 5:2 hex/ethyl acetate; 5:2:0.35 hex/ethyl acetate/methanol). The title compound was acquired as a white solid.

¹H NMR (400 MHz, CDCl₃): δ 8.53 (brs, 1H), 7.33-7.18 (mult, 5H), 7.01 (d, 1H, J=8.2 Hz), 6.88 (d, 1H, J=8.2 Hz), 6.50 (s, 1H), 2.99-2.77 (mult, 4H), 1.67 (hex, 2H, J=7.6 Hz), 0.95 (t, 3H, J=6.7 Hz).

5 Step B: Preparation of Methyl 3-(4-(3-(2-phenylethyl)-7-propyl-benzothiophen-1-oxide-6-yloxy)-1-butoxy)phenylacetate

The title compound was prepared by adherence to the method specified in Example 1, Step B, using 3-(2-phenylethyl)-6-hydroxy-7-propyl-benzothiophene-1-oxide (Step A above) as the starting material.

10 ¹H NMR (400MHz, CDCl₃): δ 7.50-7.42 (m, 4H), 7.31 (d, 2H, J=8.8Hz), 7.19-7.16 (d, 2H, J=8.3Hz), 6.92-6.83 (m, 3H), 6.46 (s, 1H), 4.21-4.16 (m, 4H), 3.67 (s, 3H), 3.54 (s, 2H), 2.95 (t, 2H, J=7.4Hz), 2.29 (quint, 2H, J=6.3Hz), 1.71 (hex, 2H, J=5.9Hz), 1.01 (t, 3H, J=7.3Hz).

15 Step B: Preparation of 5-[3-(4-(3-(2-phenylethyl)-7-propyl-benzothiophen-1-oxide-6-yloxy)-1-butoxy)] phenyl-2,4-thiazolidinedione

The title compound was prepared according to the method described in Example 1, Step C, using methyl 3-(4-(3-(2-phenylethyl)-7-propyl-benzothiophen-1-oxide-6-yloxy)-1-butoxy)phenylacetate (Step B above) as the starting material.

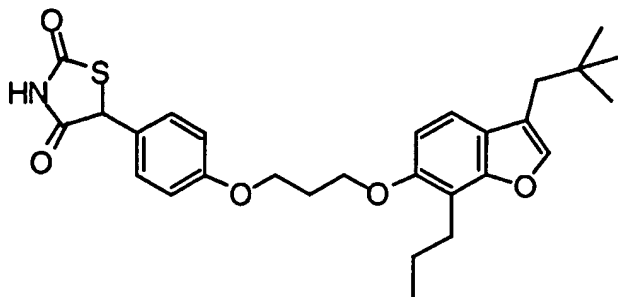
20 ¹H NMR (400MHz, CDCl₃, diastereomeric pair): δ 9.62-9.53 (vbrs, 1H), 7.32-7.17 (m, 6H), 6.96-6.86 (m, 4H), 6.60 (s, 0.5H), 6.59 (s, 0.5H), 5.26 (s, 0.5H), 5.25 (s, 0.5H), 4.09-4.03 (m, 4H), 3.01-2.84 (m, 6H), 2.05-2.00 (m, 4H), 1.70 (bhext, 2H, J=8.5 Hz), 0.98 (t, 1.5H, J=7.4 Hz), 0.95 (t, 1.5H, J=7.3 Hz).

25

PREPARATIVE EXAMPLE 67

5-[4-(3-(3-(2,2-dimethylpropyl)-7-propyl-benzofuran-6-yloxy)-1-propoxy)] phenyl
2,4-thiazolidinedione

30



Step A: Preparation of 1-diazo-4,4-dimethyl-2-pentanone.

A solution of *tert*-butyl acetyl chloride (1.136 grams) in dry ethyl ether (10 mL) was slowly added to a 0°C diethyl ether (20 mL) solution of freshly generated diazomethane (from 20 grams Diazald). After stirring for 30 minutes, the reaction was warmed to ambient temperature for another 30 minutes. Acetic acid (2 mL) was added and the reaction partitioned between methyl *tert*-butyl ether and water. The organic was washed once with water, dried over magnesium sulfate and filtered. Concentration afforded an oil containing the title compound which was immediately used with no further purification.

$^1\text{H NMR}$ (400 MHz, CDCl_3): δ 5.18 (brs, 1 H), 2.15 (brs, 2H), 1.01 (s, 9H).

Step B: Preparation of 1-Bromo-4,4-dimethyl-2-pentanone.

To a stirred, -10° solution of the crude product from Step A (1.233 grams) in methylene chloride (12 mL) was added 48% HBr dropwise (1.14 mL). After gas evolution ceased, the reaction was stirred for 15 minutes at room temperature. The reaction was partitioned between isopropyl acetate and water. The organic was washed once with water, dried over magnesium sulfate and filtered. Evaporation afforded an oil containing the title compound which was used without further processing.

$^1\text{H NMR}$ (400 MHz, CDCl_3): δ 3.85 (s, 2H), 2.50 (s, 2H), 1.01 (s, 9H).

Step C: Preparation of 1-(3-methoxyphenoxy)-4,4-dimethyl-2-pentanone.

A stirred solution of the product from Step B (1.626 grams) in dry DMF (18 mL) was combined with 3-methoxyphenol (1.256 grams) and cesium carbonate (3.292 grams). The mixture was stirred for 2.5 hours. The reaction was

partitioned between isopropyl acetate and pH4 phthalate buffer. The organic was washed twice with water, dried over magnesium sulfate and filtered. Concentration furnished an oil from which the title compound was isolated by chromatography over silica gel (4:1 hex/ethyl acetate).

5 $^1\text{H NMR}$ (400 MHz, CDCl_3): δ 7.18 (ddd, 1H, $J=7.7, 6.9, 0.7$ Hz), 4.47 (s, 2H), 3.78 (s, 3H), 2.44 (s, 2H), 1.05 (s, 9H).

Step D: Preparation of 3-(2,2-dimethylpropyl)-6-methoxybenzofuran.

The product from Step C (1.408 grams), dissolved in dry methylene chloride (15 mL), was added to phosphorous oxychloride (30 mL). The reaction was stirred 2 hours at 40°C. The solution was twice diluted with xylenes (30 mL) and concentrated under high vacuum. The non-volatiles were partitioned between isopropyl acetate and aqueous sodium bicarbonate. The organic was re-washed with aqueous bicarbonate, dried over magnesium sulfate and filtered. Removal of solvents afforded a residue which was chromatographed over silica gel (3:1 hex/ CH_2Cl_2), yielding the title compound.

15 $^1\text{H NMR}$ (400 MHz, CDCl_3): δ 7.40 (d, 1H, $J=8.6$ Hz), 7.31 (s, 1H), 7.00 (d, 1H, $J=2.2$ Hz), 6.88 (dd, 1H, $J=8.6, 2.4$ Hz), 3.85 (s, 3H), 2.52 (s, 2H), 0.98 (s, 9H).

20

Step E: Preparation of 3-(2,2-dimethylpropyl)-6-hydroxybenzofuran.

To a -10°C solution of the product of Step D (2.379 grams) in dry methylene chloride (35 mL) was added 1M boron tribromide solution (CH_2Cl_2 ; 3.70 mL). Warming to ambient temperature was followed by stirring for 1 hour. The reaction was partitioned between isopropyl acetate and aqueous sodium bicarbonate. The organic was washed twice with water and dried over magnesium sulfate. Filtration and removal of volatiles provided a residue which was chromatographed over silica gel (5:1 hex/ethyl acetate), giving the title compound.

25 $^1\text{H NMR}$ (400 MHz, CDCl_3): δ 7.34 (d, 1H, $J=8.4$ Hz), 7.28 (s, 1H), 6.93 (d, 1H, $J=2.2$ Hz), 6.76 (dd, 1H, $J=8.4, 2.2$ Hz), 4.98 (s, 1H), 2.49 (s, 2H), 0.95 (s, 9H).

Step F: Preparation of 3-(2,2-dimethylpropyl)-6-allyloxybenzofuran.

35 A stirred solution of the product from Step E (2.880 grams) in dry DMF (30 mL) was treated with allyl bromide (1.282 mL) followed by cesium

carbonate (4.828 grams). After 2 hours, the mixture was partitioned between isopropyl acetate and pH4 phthalate buffer. The organic was washed twice with water, dried over magnesium sulfate and filtered. Concentration gave the title compound in such purity that further processing was not required.

5 $^1\text{H NMR}$ (400 MHz, CDCl_3): δ 7.37 (d, 1H, $J=8.6$ Hz), 7.28 (s, 1H), 6.99 (d, 1H, $J=2.2$ Hz), 6.87 (dd, 1H, $J=8.6, 2.2$ Hz), 6.07 (mult, 1H), 5.43 (dq, 1H, $J=17.3, 1.6$ Hz), 5.29 (dq, 1H, $J=10.5, 1.6$ Hz), 4.56 (t, 1H, $J=1.5$ Hz), 4.55 (t, 1H, $J=1.5$ Hz), 2.49 (s, 2H), 0.95 (s, 9H).

10 Step G: Preparation of 3-(2,2-dimethylpropyl)-6-hydroxy-7-allyl benzofuran.

A solution prepared from 1,2-dichlorobenzene (65 mL) and the product of Step F (3.226 grams) was refluxed for 8 hours. The reaction, cooled to approx. 50°C , was subjected to high vacuum, removing the solvent by distillation. The remaining solid was digested in refluxing cyclohexane, cooled to ambient and filtered.

15 The mother liquor was evaporated and chromatographed over silica gel (2.5:1 hex/ethyl acetate), producing more solid which was added to the previous, providing all the available title compound.

20 $^1\text{H NMR}$ (400 MHz, CDCl_3): δ 7.32 (s, 1H), 7.26 (d, 1H, $J=8.3$ Hz), 6.80 (d, 1H, $J=8.4$ Hz), 6.09 (t, 1H, $J=13.3, 1.0$ Hz), 5.26 (quart, 1H, $J=1.7$ Hz), 5.20 (hex, 1H, $J=2.5$ Hz), 5.16 (quart, 1H, $J=1.5$ Hz), 3.72 (t, 1H, $J=1.5$ Hz), 3.70 (t, 1H, $J=1.5$ Hz), 2.51 (s, 2H), 0.98 (s, 9H).

Step H: Preparation of 3-(2,2-dimethylpropyl)-6-hydroxy-7-propyl benzofuran.

25 A solution of the product from Step G (1.912 grams) in methyl *tert*-butyl ether (20 mL) was combined with 5% Pd/C catalyst (200 mg) in a hydrogenation bottle. The mixture was hydrogenated using a Parr apparatus at 14psi for 1 hour. The catalyst was removed by filtration through Celite and the filtrate evaporated. The resultant solid was employed without further purification.

30 $^1\text{H NMR}$ (400 MHz, CDCl_3): δ 7.28 (s, 1H), 7.17 (d, 1H, $J=8.3$ Hz), 6.72 (d, 1H, $J=8.4$ Hz), 4.82 (s, 1H), 2.83 (t, 2H, $J=7.7$ Hz), 2.48 (s, 2H), 1.70 (hex, 2H, $J=9.2$ Hz), 0.99 (t, 3H, $J=7.5$ Hz), 0.95 (s, 9H).

Step I: Preparation of Methyl 4-(3-(3-(2,2-dimethylpropyl)-7-propyl-benzofuran-6-yloxy)-1-propoxy)phenylacetate.

The title compound was prepared according to the method described in Example 1, Step B, using 3-(2,2-dimethyl-1-propyl)-6-hydroxy-7-propyl benzofuran (Step H above) as the starting material.

$^1\text{H NMR}$ (400MHz, CDCl_3): δ 7.50-7.42 (m, 4H), 7.31 (d, 2H, $J=8.8\text{Hz}$), 7.19-7.16 (d, 2H, $J=8.3\text{Hz}$), 6.92-6.83 (m, 3H), 6.46 (s, 1H), 4.21-4.16 (m, 4H), 3.67 (s, 3H), 3.54 (s, 2H), 2.95 (t, 2H, $J=7.4\text{Hz}$), 2.29 (quint, 2H, $J=6.3\text{Hz}$), 1.71 (hex, 2H, $J=5.9\text{Hz}$), 1.01 (t, 3H, $J=7.3\text{Hz}$).

Step J: Preparation of 5-[4-(3-(3-(2,2-dimethylpropyl)-7-propyl-benzofuran-6-yloxy)-1-propoxy)]phenyl-2,4-thiazolidinedione

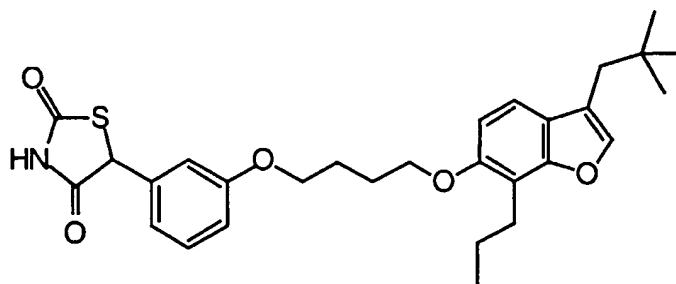
The title compound was prepared according to the method described in Example 1, Step C, using methyl 4-(3-(3-(2,2-dimethyl-1-propyl)-7-propyl-benzofuran-6-yloxy)-1-propoxy)phenylacetate as the starting material.

$^1\text{H NMR}$ (400MHz, CDCl_3): δ 8.43 (brs, 1H), 7.32-7.23 (m, 5H), 6.92 (d, 2H, $J=8.8\text{ Hz}$), 6.84 (d, 1H, $J=8.6\text{-Hz}$), 5.32 (s, 1H), 4.19 (apparent quart, 4H, $J_{\text{avg}}=6.0\text{ Hz}$), 2.82 (dd, 2H, $J=7.6, 1.5\text{ Hz}$), 2.27 (quint, 2H, $J=6.1\text{ Hz}$), 1.64 (hex, 2H, $J=7.3\text{ Hz}$), 0.94 (s, 9H), 0.92 (t, 3H, $J=7.4\text{ Hz}$).

20

PREPARATIVE EXAMPLE 68

5-[3-(4-(3-(2,2-dimethylpropyl)-7-propyl-benzofuran-6-yloxy)-1-butoxy)] phenyl-2,4-thiazolidinedione



Step A: Preparation of Methyl 3-(4-(3-(2,2-dimethylpropyl)-7-propyl-benzofuran-6-yloxy)-1-butoxy)phenylacetate.

The title compound was prepared according to the method described in Example 1, Step B, using 3-(2,2-dimethyl-1-propyl)-6-hydroxy-7-propyl benzofuran (Example 67, Step H) as the starting material.

$^1\text{H NMR}$ (400MHz, CDCl_3): δ 7.50-7.42 (m, 4H), 7.31 (d, 2H, $J=8.8\text{Hz}$), 7.19-7.16 (d, 2H, $J=8.3\text{Hz}$), 6.92-6.83 (m, 3H), 6.46 (s, 1H), 4.21-4.16 (m, 4H), 3.67 (s, 3H), 3.54 (s, 2H), 2.95 (t, 2H, $J=7.4\text{Hz}$), 2.29 (quint, 2H, $J=6.3\text{Hz}$), 1.71 (hex, 2H, $J=5.9\text{Hz}$), 1.01 (t, 3H, $J=7.3\text{Hz}$).

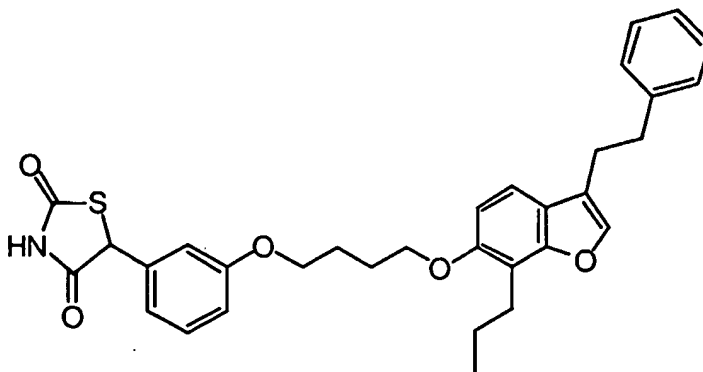
Step B: Preparation of 5-[3-(4-(3-(2,2-dimethylpropyl)-7-propyl-benzofuran-6-yloxy)-1-butoxy)] phenyl-2,4-thiazolidinedione

The title compound was prepared according to the method described in Example 1, Step C, using methyl 3-(4-(7-propyl-3-(2,2-dimethyl-1-propyl)benzofuran-6-yloxy)-1-butoxy)phenylacetate (Step A above) as the starting material.

$^1\text{H NMR}$ (400MHz, CDCl_3): δ 9.41 (brs, 1H), 7.31-7.24 (m, 3H), 6.90 (dd, 1H, $J=8.3, 1.8\text{ Hz}$), 6.85 (d, 1H, $J=8.6\text{ Hz}$), 5.27 (s, 1H), 4.08-4.04 (m, 4H), 2.87 (dd, 2H, $J=7.5, 1.4\text{ Hz}$), 2.50 (s, 2H), 2.00 (m, 4H), 1.69 (hex, 2H, $J=7.5\text{ Hz}$), 0.97 (s, 9H), 0.95 (t, 3H, $J=7.4\text{ Hz}$).

PREPARATIVE EXAMPLE 69

5-[3-(4-(3-(2-phenylethyl)-7-propyl-benzofuran-6-yloxy)-1-butoxy)] phenyl-2,4-thiazolidinedione



Step A: Preparation of 1-(3-methoxyphenoxy)-4-phenyl-2-butanone.

A dry, DMF (80 mL) solution of the product of Example 63, Step B (5.519 grams) was exposed to 3-methoxyphenol (3.608 grams) followed by cesium

carbonate (9.481 grams). After stirring at ambient temperature for 2 hours the reaction was partitioned between isopropyl acetate and pH4 phthalate buffer. The organic was washed twice with water, dried (magnesium sulfate) and filtered. Concentration and silica gel chromatography (5:1 hex/ethyl acetate) completed the
5 isolation of the title compound, a yellow solid.

$^1\text{H NMR}$ (400MHz, CDCl_3): δ 7.29-7.14 (mult, 6H), 6.54 (dd, 1H, $J=8.3, 2.3$ Hz), 6.42 (t, 1H, $J=2.4$ Hz), 6.39 (dd, 1H, $J=8.1, 2.5$ Hz), 4.49 (s, 2H), 3.76 (s, 3H), 2.93 (s, 2H, overlapping a dt, 1H), 2.70 (dt, 1H, $J=7.9, 10.5$ Hz).

10 Step B: Preparation of 3-(2-Phenylethyl)-6-methoxy-benzofuran.

The product from Step A (2.368 grams), dissolved in dry CH_2Cl_2 (25 mL) was added dropwise to a -10°C CH_2Cl_2 solution (10mL) of methanesulfonic acid (5.68 mL). The reaction was warmed to ambient temperature and stirred for 30 minutes. The reaction was rapidly poured into a vigorously stirred cold mixture of
15 excess 5N NaOH and methyl *tert*-butyl ether. The organic was dried over magnesium sulfate and filtered. Concentration and chromatography over silica gel (step gradient; 4:1 hex/ CH_2Cl_2 to 1:1 hex/ CH_2Cl_2) gave the title compound as a clear oil.

$^1\text{H NMR}$ (400MHz, CDCl_3): δ 7.36 (d, 1H, $J=8.5$ Hz), 7.31-7.19
20 (mult, 6H), 7.00 (d, 1H, $J=2.2$ Hz), 6.87 (dd, 1H, $J=8.5, 2.2$ Hz), 3.84 (s, 3H), 3.02-2.91 (mult, 4H).

Step C: Preparation of 3-(2-Phenylethyl)-6-hydroxy-benzofuran.

A stirred, -10°C solution of the product from Step B (2.066 grams; dry
25 methylene chloride; 20 mL) was treated with 1M boron tribromide solution (methylene chloride; 8.40 mL). After 15 minutes, the reaction was warmed to ambient temperature and stirred another 15 minutes. It was partitioned between isopropyl acetate and pH7 phosphate buffer, then washed twice more with pH7 buffer and dried over magnesium sulfate. Filtration and evaporation produced an oil which
30 was chromatographed over silica gel (step gradient; CH_2Cl_2 to 40:1 CH_2Cl_2 /ethyl acetate). The title compound was isolated as a pale yellow solid.

$^1\text{H NMR}$ (400MHz, CDCl_3): δ 7.32 (d, 1H, $J=8.4$ Hz), 7.30-7.19
(mult, 6H), 6.93 (d, 1H, $J=2.2$ Hz), 6.76 (dd, 1H, $J=8.4, 2.2$ Hz), 4.88 (vbrs, 1H), 3.01-2.90 (mult, 4H).

Step D: Preparation of 3-(2-Phenylethyl)-6-allyloxy-benzofuran.

A stirred solution of the product from Step C (1.128 grams) in dry DMF (15 mL) was exposed to allyl bromide (0.43 mL) followed by cesium carbonate (1.620 grams). After stirring overnight at ambient temperature, the reaction was partitioned between isopropyl acetate and pH4 phthalate buffer. The organic was washed twice with water, dried over magnesium sulfate and filtered. Evaporation gave the title compound, which did not require further purification.

$^1\text{H NMR}$ (400MHz, CDCl_3): δ 7.36 (d, 1H, $J=8.6$ Hz), 7.30-7.18 (multi, 6H), 7.00 (d, 1H, $J=2.2$ Hz), 6.89 (dd, 1H, $J=8.6, 2.3$ Hz), 6.13-6.03 (multi, 1H), 5.43 (dq, 1H, $J=17.3, 1.6$ Hz), 5.30 (dq, 1H, $J=10.5, 1.4$ Hz), 4.57 (t, 1H, $J=1.5$ Hz), 4.56 (t, 1H, $J=1.5$ Hz), 3.01-2.91 (multi, 4H).

Step E: Preparation of 3-(2-Phenylethyl)-6-hydroxy-7-allyl-benzofuran.

The product from Step D (1.245 grams), dissolved in 1,2-dichlorobenzene (20 mL) was refluxed under nitrogen for 11 hours. The solution was cooled to approx. 50°C. High vacuum was applied and the solvent removed until the residue solidified. The solid was dissolved in CH_2Cl_2 (100 mL), recovered, re-evaporated and chromatographed over silica gel (5:1 hex/ethyl acetate). Evaporation of the appropriate fractions gave the title compound as a pale yellow solid.

$^1\text{H NMR}$ (400MHz, CDCl_3): δ 7.35-7.19 (multi, 7H), 6.82 (d, 1H, $J=8.2$ Hz), 6.12 (multi, 1H), 5.25-5.14 (overlapping dq, 2H; downfield J 's= 17.2, 1.7 Hz; upfield J 's= 10.1, 1.6 Hz), 3.73 (t, 1H, $J=1.6$ Hz), 3.70 (t, 1H, $J=1.6$ Hz), 3.06-2.92 (multi, 4H).

Step F: Preparation of 3-(2-Phenylethyl)-6-hydroxy-7-propyl-benzofuran.

The product from Step E (1.116 grams) was dissolved in methyl *tert*-butyl ether (12 mL) and placed in a hydrogenation bottle. 5% Pd/C catalyst (110 mg) was added and the mixture hydrogenated for 0.5 hour using a Parr apparatus (14 psi). Filtration through Celite and evaporation gave the title compound as a yellow oil. On standing, a pale yellow solid formed which required no additional purification.

$^1\text{H NMR}$ (400MHz, CDCl_3): δ 7.36-7.22 (multi, 7H), 6.78 (d, 1H, $J=8.3$ Hz), 5.17 (s, 1H), 3.06-2.95 (multi, 4H), 2.91 (t, 2H, $J=7.6$ Hz), 1.79 (hex, 2H, $J=6.0$ Hz), 1.04 (t, 3H, $J=7.3$ Hz).

Step G: Preparation of Methyl 3-(4-(3-(2-phenylethyl)-7-propyl-benzofuran-6-yloxy)-1-butoxy)phenylacetate.

The title compound was prepared according to the method described in Example 1, Step B, using 3-(2-phenylethyl)-6-hydroxy-7-propyl benzofuran (Step F above) as the starting material.

$^1\text{H NMR}$ (400MHz, CDCl_3): δ 7.50-7.42 (m, 4H), 7.31 (d, 2H, $J=8.8\text{Hz}$), 7.19-7.16 (d, 2H, $J=8.3\text{Hz}$), 6.92-6.83 (m, 3H), 6.46 (s, 1H), 4.21-4.16 (m, 4H), 3.67 (s, 3H), 3.54 (s, 2H), 2.95 (t, 2H, $J=7.4\text{Hz}$), 2.29 (quint, 2H, $J=6.3\text{Hz}$), 1.71 (hex, 2H, $J=5.9\text{Hz}$), 1.01 (t, 3H, $J=7.3\text{Hz}$).

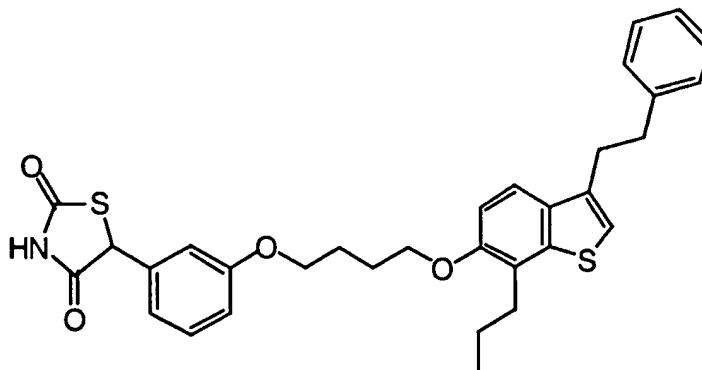
Step H: Preparation of 5-[3-(4-(3-(2-phenylethyl)-7-propyl-benzofuran-6-yloxy)-1-butoxy)] phenyl-2,4-thiazolidinedione

The title compound was prepared according to the method described in Example 1, Step C, using methyl 3-(4-(3-(2-phenylethyl)-7-propyl-benzofuran-6-yloxy)-1-butoxy)phenylacetate (Step G above) as the starting material.

$^1\text{H NMR}$ (400MHz, CDCl_3): δ 8.67 (brs, 1H), 7.32-7.18 (m, 4H), 6.90 (dd, 1H, $J=8.3, 2.5\text{Hz}$), 6.85 (d, 1H, $J=8.5\text{ Hz}$), 5.29 (s, 1H), 4.14-4.04 (m, 4H), 2.96 (m, 4H), 2.85 (t, 2H, $J=7.6\text{ Hz}$), 2.00 (bm, 4H), 1.67 (hex, 2H, $J=5.6\text{ Hz}$), 0.94 (t, 3H, $J=7.4\text{ Hz}$).

PREPARATIVE EXAMPLE 70

5-[3-(4-(3-(2-phenylethyl)-7-propyl-benzothiophen-6-yloxy)-1-butoxy)] phenyl-2,4-thiazolidinedione



Step A: Preparation of Methyl 3-(4-(3-(2-phenylethyl)-7-propyl-benzothiophen-6-yloxy)-1-butoxy)phenylacetate

The title compound was obtained by utilizing the method described in Example 1, Step B and using 3-(2-phenylethyl)-6-hydroxy-7-propylbenzothiophene (Example 63; Step H) as the starting material.

$^1\text{H NMR}$ (400MHz, CDCl_3): δ 7.57 (d, 1H, $J=8.7$ Hz), 7.34 (t, 2H, $J=7.3$ Hz), 7.28-7.24 (multi, 4H), 7.06 (d, 1H, $J=8.7$ Hz), 6.92-6.84 (multi, 4H), 4.14 (brt, 2H, $J=5.2$ Hz), 4.08 (brt, 2H, $J=5.5$ Hz), 3.71 (s, 3H), 3.62 (s, 2H), 3.13-3.06 (multi, 4H), 2.91 (dd, 2H, $J=9.2, 7.6$ Hz), 2.05 (brpent, 4H, $J=2.7$ Hz), 1.77 (hex, 2H, $J=7.5$ Hz), 1.04 (t, 3H, $J=7.4$ Hz).

Step B: Preparation of 5-[3-(4-(3-(2-phenylethyl)-7-propyl-benzothiophen-6-yloxy)-1-butoxy)] phenyl-2,4-thiazolidinedione

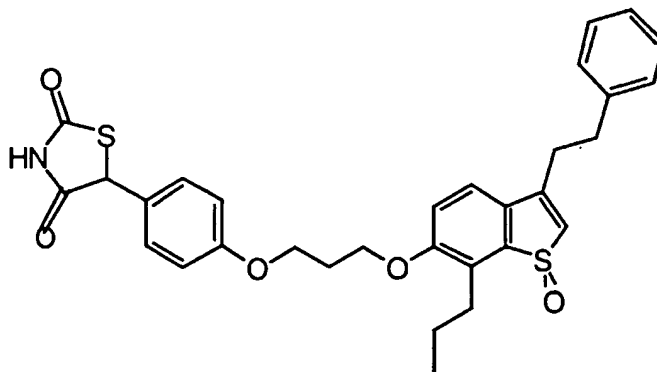
The title compound was prepared using the method described in Example 1, Step C and employing methyl 3-(4-(3-(2-phenylethyl)-7-propyl-benzothiophen-6-yloxy)-1-butoxy)phenylacetate (Step A above) as the starting material.

$^1\text{H NMR}$ (400MHz, CDCl_3): δ 9.41 (brs, 1H), 7.56 (d, 1H, $J=8.8$ Hz), 7.35-7.20 (multi, 6H), 7.05 (d, 1H, $J=8.8$ Hz), 6.99-6.85 (multi, 4H), 5.26 (brs, 1H), 4.12 (brs, 2H), 4.07 (brs, 2H), 3.08 (brquart, 4H), 2.90 (brt, 2H, $J=7.5$ Hz), 2.04 (brs, 4H), 1.76 (brhex, 2H, $J=7.6$ Hz), 1.02 (t, 3H, $J=7.3$ Hz).

PREPARATIVE EXAMPLE 71

5-[4-(3-(3-(2-phenylethyl)-7-propyl-benzothiophen-1-oxide-6-yloxy)-1-propoxy)] phenyl-2,4-thiazolidinedione

25



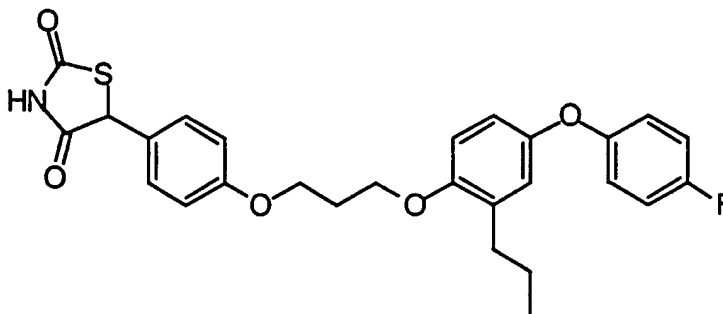
The title compound was prepared by the method described in Example 66, Step A using 5-[3-(4-(3-(2-phenylethyl)-7-propyl-benzothiophen-6-yloxy)-1-butoxy)]phenyl-2,4-thiazolidinedione as the starting material.

- ¹H NMR (400MHz, CDCl₃, diastereomeric pair): δ 8.83 (brs, 1H),
 5 7.36-7.32 (multi, 4H), 7.28-7.20 (multi, 4H), 6.99-6.93 (multi, 3H), 6.64 (d, 1H, J=1.4Hz), 5.34 (s, 1H), 4.21 (brt, 4H, J=5.9 Hz), 3.07-2.92 (multi, 4H), 2.87 (brt, 2H, J=7.6 Hz), 2.33 (pent, 2H, J=5.8 Hz), 1.70 (brhex, 2H, J=7.8 Hz), 1.01 (dt, 3H, J=7.3, 1.7 Hz).

10

PREPARATIVE EXAMPLE 72

5-[4-(3-(2-propyl-4-(4'-fluorophenoxy)phenoxy)propoxy)phenyl]-2,4-thiazolidinedione



15

Step A: Preparation of 5-[4-(3-(2-propyl-4-(4'-fluorophenoxy)phenoxy)propoxy)phenyl]-2,4-thiazolidinedione

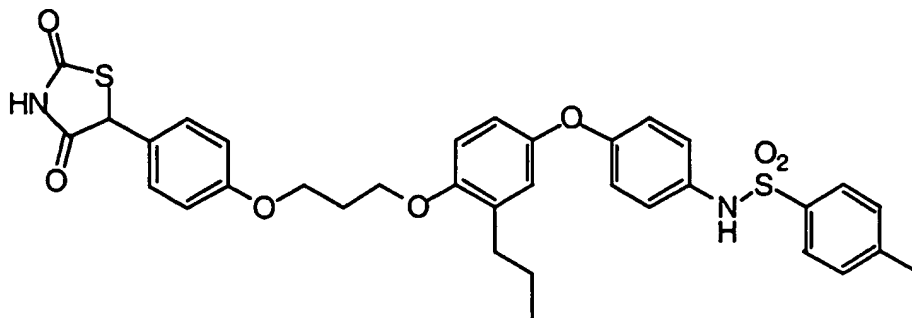
- This compound was prepared using the procedure described in Example 22, Step C, using 2-propyl-4-(4'-fluorophenoxy)phenol (as prepared in Example 23, Step A using 4-fluorophenol); followed by the procedure described in Example 23, Step D.

- ¹H NMR (400MHz, CDCl₃): δ 7.98 (broad s, 1H), 7.32 (d, 2H, J=8.66Hz), 6.9 (m, 6H), 6.76 (m, 3H), 5.37 (s, 1H), 4.17 (t, 2H, J=4.14Hz), 4.09 (t, 2H, J=5.94 Hz), 2.52 (q, 2H, 7.5Hz), 2.26 (t, 2H, J=6.02Hz), 1.54 (m, 2H, 7.5Hz), 0.88 (t, 3H, J=7.32Hz).

25

PREPARATIVE EXAMPLE 73

5-[4-(3-(2-propyl-4-(4'-tolylsulfonamidophenoxy)phenoxy)propoxy)phenyl]-2,4-thiazolidinedione



Step A: Preparation of 2-propyl-4-(4'-tolylsulfonamidophenoxy)phenol

5 A solution of 4-allyloxyphenol (as prepared in Example 22, Step A, first paragraph) (5.0g, 33.3mmol), 4-fluoro-1-nitrobenzene (5.17g, 36.6 mmol), potassium carbonate 6.9g, 49.9 mmol) and dimethylacetamide (20 mL) was heated to reflux over night. The reaction mixture was partitioned between ethyl acetate and water. The organic layer was dried (sodium sulfate) and concentrated. The residue
 10 was then chromatographed on silica gel using methylene chloride and hexane (20% to 50%) to yield the desired product as a yellow oil (7.3g).

The yellow oil (7.3g) was taken up in dichlorobenzene (30 mL) and refluxed over night. The reaction solution was concentrated to a black oil and chromatographed on silica gel using 10% acetone/hexane to yield an orange oil (4.9g).

15 The orange oil (1g, 3.68 mmol) was dissolved in DMF (5 mL) containing imidazole (626mg, 9.2 mmol). Added to this t-butyldimethyl-chlorosilane (468mg, 4.42 mmol) and the reaction was stirred for 4 hours. The reaction solution was then partitioned between ethyl acetate and water. The organic layer was separated, dried (sodium sulfate) and concentrated to give a yellow oil (~1.5 g). This
 20 oil was then dissolved in ethyl acetate (10 mL) and 10% palladium on carbon (250 mg) was added and the reaction mixture was stirred under a hydrogen atmosphere for 45 minutes. The reaction mixture was then filtered through celite and the filtrate concentrated to give an orange oil (1.42 g).

25 The orange oil (700mg, 1.96 mmol) was taken up in methylene chloride (5 mL) and pyridine (0.4 mL, 4.9 mmol). To this solution was added tosyl chloride (448 mg, 2.35 mmol) and *nn*-dimethylaminopyridine (10 mg), and the reaction was stirred overnight. The reaction was then partitioned between ethyl acetate and water. The organic layer was then seperated, dried (sodium sulfate) and

concentrated to give an orange oil (800 mg). This oil was then taken up in THF (5 mL) and cooled to 0°C. To this solution was added t-butylammonium fluoride and the reaction was stirred for 2 hours. The reaction was partitioned between ethyl acetate and water. The organic layer was then separated, dried (sodium sulfate) and

5 concentrated to give an orange oil (440 mg).

¹H NMR (400MHz, CDCl₃): δ 7.37 (d, 2H); 6.92 (d, 2H); 6.85 (m, 3H); 6.79 (bs, 2H); 4.71 (bs, 1H); 3.04 (s, 3H); 2.57 (t, 2H); 1.65 (m, 2H); 0.97 (t, 3H).

Step B: Preparation of Ethyl 4-(3-(2-propyl-4-(4'-tolylsulfonamidophenoxy)-
10 phenoxy)propoxy)mandelate

The title compound was prepared according to the method described in Example 22, Step C using 2-propyl-4-(4'-tolylsulfonamidophenoxy)phenol (19.0 g, 62.0 mmol) and ethyl 4-(3-bromopropoxy)mandelate (19.5 g, 58.9 mmol) (as prepared in Example 22, Step B) as the starting materials.

15

Step C: Preparation of Ethyl α-chloro-4-(3-(2-propyl-4-(4'-tolylsulfonamido
phenoxy)phenoxy)propoxy)phenylacetate

The title compound was prepared according to the method described in Example 22, Step D, using ethyl 4-(3-(2-propyl-4-(4'-tolylsulfonamido
20 phenoxy)phenoxy)propoxy) mandelate (16.8 g, 30.18 mmol) as the starting material.
¹H NMR (400MHz, CDCl₃): δ 7.37 (d, 2H); 7.23 (m, 6H); 6.91 (d, 2H); 6.82 (m, 3H); 6.73 (bs, 2H); 5.27 (bs, 1H); 4.73 (bs, 1H); 4.2 (m, 2H); 3.93 (t, 2H); 3.84 (t, 2H); 2.85 (s, 3H); 2.57 (t, 2H); 1.93 (m, 2H); 1.63 (m, 2H); 1.05 (t, 3H); 0.95 (t, 3H).

25 Step D: Preparation of 5-[4-(3-(2-propyl-4-(4'-tolylsulfonamidophenoxy)
phenoxy)propoxy)phenyl]-2,4-thiazolidinedione

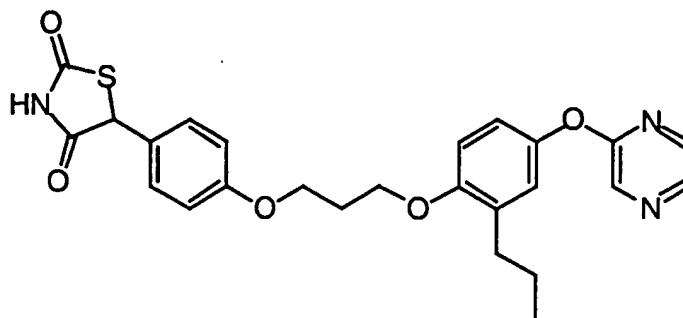
The title compound was prepared according to the method described in Example 1, Step C (second paragraph), using ethyl α-chloro-4-(3-(2-propyl-4-(4'-
tolylsulfonamidophenoxy)phenoxy)propoxy) phenylacetate as the starting material.

30

¹H NMR (400MHz, CDCl₃): δ 8.06 (bs, 1H); 7.29 (d, 2H); 7.23 (m, 6H); 6.89 (m, 2H); 6.85 (m, 3H); 6.72 (bs, 2H); 5.3 (s, 1H); 4.67 (bs, 1H); 4.01 (t, 2H); 3.84 (t, 2H); 2.88 (s, 3H); 2.57 (t, 2H); 1.98 (m, 2H); 1.63 (m, 2H); 0.97 (t, 3H).

PREPARATIVE EXAMPLE 74

5-[4-(3-(2-propyl-4-pyrazinyloxyphenoxy)propoxy)phenyl]-2,4-thiazolidinedione



5 Step A: Preparation of 2-propyl-4-pyrazinyloxyphenol

The title compound was prepared according to the method described in Example 73, Step A substituting chloropyrazine for 4-fluoro-nitrobenzene as the starting material.

¹H NMR (400MHz, CDCl₃): δ 8.36 (s, 1H); 8.21 (s, 1H); 8.1 (d, 1H); 6.90 (d, 1H);
10 6.82 (m, 1H); 6.74 (d, 1H); 5.67 (bs, 1H); 2.55 (t, 2H); 1.59 (m, 2H); 0.95 (t, 3H).

Step B: Preparation of Ethyl 4-(3-(2-propyl-4-pyrazinyloxyphenoxy)-propoxy)mandelate

The title compound was prepared according to the method described in
15 Example 22, Step C using 2-propyl-4-pyrazinyloxyphenol (19.0 g, 62.0 mmol) and ethyl 4-(3-bromopropoxy)mandelate (19.5 g, 58.9 mmol) (as prepared in Example 22, Step C) as the starting materials.

20 Step C: Preparation of Ethyl α-chloro-4-(3-(2-propyl-4-pyrazinyloxyphenoxy)propoxy) phenylacetate

The title compound was prepared according to the method described in Example 22, Step D, using ethyl 4-(3-(2-propyl-4-pyrazinyloxyphenoxy) propoxy) mandelate (16.8 g, 30.18 mmol) as the starting material.

25 Step D: Preparation of 5-[4-(3-(2-propyl-4-pyrazinyloxyphenoxy)propoxy) phenyl]-2,4-thiazolidinedione

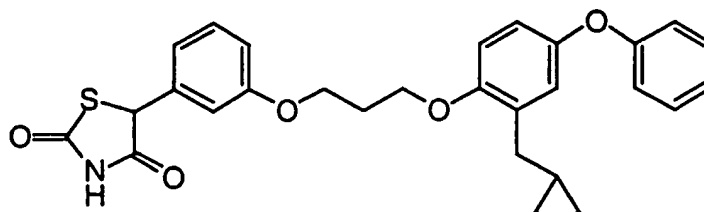
The title compound was prepared according to the method described in Example 1, Step C (second paragraph), using ethyl α -chloro-4-(3-(2-propyl-4-pyrazinyloxyphenoxy)propoxy) phenylacetate as the starting material.

- ¹H NMR (400MHz, CDCl₃): δ 8.35 (s, 1H); 8.20 (s, 1H); 8.07 (d, 1H); 7.95 (bs, 1H);
 5 7.32 (d, 2H); 6.93 (m, 3H); 6.85 (m, 2H); 5.32 (s, 1H); 4.17 (m, 4H); 2.55 (t, 2H);
 2.26 (m, 2H); 1.57 (m, 2H); 0.90 (t, 3H).

PREPARATIVE EXAMPLE 75

5-[3-(3-(2-cyclopropylmethyl-4-phenoxy)propoxy)phenyl]-2,4-thiazolidinedione

10



Step A: Preparation of 2-cyclopropylmethyl-4-phenoxyphenol

- To a solution of 2-allyloxy-4-phenoxyphenol (PCT Application WO97/28115) (1.0 g, 4.45 mmol) in ethyl ether cooled to 0 C was added the
 15 diazomethane (20mL of a 0.70M soln. in Et₂O) under nitrogen. After 5 min of stirring, palladium acetate (cat., 2 mg) was added. After 10 min, an additional amount of diazomethane (6mL of a 0.70M soln. in Et₂O). The reaction was stirred for 30 min at ambient temperature. The reaction mixture was filtered through a pad of celite, and the ether was evaporated in vacuo. The residue was purified on a silica gel
 20 flash chromatography column eluted with 10% EtOAc:hexane. Evaporation of the purified fractions and solvent removal in vacuo afforded the title compound.
¹H NMR (400MHz, CDCl₃): δ 7.32-6.77 (ar, 8H), 4.82 (s, 1H), 2.53 (d, 2H, J=6.65Hz), 0.55 (m, 2H).

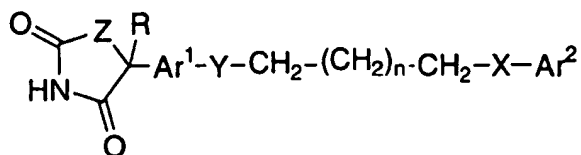
- 25 Step B: Preparation of 5-[3-(3-(2-cyclopropylmethyl-4-phenoxy)propoxy) phenyl]-2,4-thiazolidinedione

- Using methyl 3-(3-bromopropoxy) mandelate and 2-cyclopropylmethyl-4-phenoxyphenol (as prepared in Step A) as the starting materials for Example 22, Step B; the title compound was prepared according to the methods described in
 30 Example 22, Steps B through D.

^1H NMR (400MHz, CDCl_3): δ 7.35-6.83 (ar, 12H), 5.33 (s, 1H), 4.16 (m, 4H), 2.52 (d, 2H, $J=6.87\text{Hz}$), 2.27 (quint, 2H, $J= 6.04\text{Hz}$), 0.47 (m, 2H), 0.12 (m, 2H).

WHAT IS CLAIMED IS:

1. A compound having the formula I:



5

I

wherein

- Ar¹ is (1) arylene or
 10 (2) heteroarylene,
 wherein said arylene and heteroarylene are optionally substituted with
 from 1 to 4 groups selected from R^a;
- Ar² is (1) aryl or
 15 (2) heteroaryl,
 wherein said aryl and heteroaryl are substituted with from 1-5 groups
 independently selected from R^a;

X and Y are independently O, S, N-R^b, or CH₂;

- Z is O or S;
 20 n is 0 to 3;
 R is (1) C₁₋₃ alkyl, optionally substituted with 1-7 fluorine atoms
 and/or 1-3 chlorine atoms;
 (4) F, or
 (5) Cl;
- 25 R^a is (1) C₁₋₁₅ alkanoyl,
 (2) C₁₋₁₅ alkyl,
 (3) C₂₋₁₅ alkenyl,
 (4) C₂₋₁₅ alkynyl,
 30 (5) halo,
 (6) OR^b,

- (7) aryl,
 (8) heteroaryl,
 (9) cycloalkyl having from 3-8 carbon atoms; or
 (10) a 3-10 membered heterocycle containing one or more
 5 heteroatoms selected from N, S, O, and SO₂;
- wherein said alkyl, alkenyl, alkynyl, and alkanoyl are optionally substituted with from 1-5 groups selected from R^c, and said aryl, heteroaryl, cycloalkyl, and heterocycle are optionally substituted with 1 to 5 groups selected from R^d;
- 10 R^b is
- (1) hydrogen,
 (2) C₁₋₁₀alkyl,
 (3) C₂₋₁₀alkenyl,
 (4) C₂₋₁₀alkynyl,
 (5) aryl,
 15 (6) heteroaryl,
 (7) aryl C₁₋₁₅ alkyl,
 (8) heteroaryl C₁₋₁₅ alkyl,
 (9) C₁₋₁₅ alkanoyl,
 (10) C₃₋₈cycloalkyl,
- 20 wherein said alkyl, alkenyl, and alkynyl are optionally substituted with one to four substituents independently selected from R^c, and said cycloalkyl, aryl and heteroaryl are optionally substituted with one to four substituents independently selected from R^d;
- R^c is
- 25 (1) halo,
 (2) aryl,
 (3) heteroaryl,
 (4) CN,
 (5) NO₂,
 (6) OR^f;
 30 (7) S(O)_mR^f, m = 0, 1 or 2, provided that R^f is not H when m is 1 or 2;
 (8) NR^fR^f,
 (9) NR^fCOR^f,
 (10) NR^fCO₂R^f,

- (11) $\text{NR}^f\text{CON}(\text{R}^f)_2$,
 (12) $\text{NR}^f\text{SO}_2\text{R}^f$, provided that R^f is not H,
 (13) COR^f ,
 (14) CO_2R^f ,
 5 (15) $\text{CON}(\text{R}^f)_2$,
 (16) $\text{SO}_2\text{N}(\text{R}^f)_2$,
 (17) $\text{OCON}(\text{R}^f)_2$, or
 (18) C₃₋₈cycloalkyl,
 wherein said cycloalkyl, aryl and heteroaryl are optionally substituted
 10 with 1 to 3 groups of halo or C₁₋₆ alkyl;
- R^d is
- (1) a group selected from R^c ,
 (2) C₁₋₁₀ alkyl,
 (3) C₂₋₁₀ alkenyl,
 (4) C₂₋₁₀ alkynyl,
 15 (5) aryl C₁₋₁₀alkyl, or
 (6) heteroaryl C₁₋₁₀ alkyl,
 wherein said alkyl, alkenyl, alkynyl, aryl C₁₋₁₀ alkyl, and heteroaryl
 C₁₋₁₀ alkyl, are optionally substituted with a group independently
 selected from R^e ;
- 20 R^e is
- (1) halogen,
 (2) amino,
 (3) carboxy,
 (4) C₁₋₄alkyl,
 (5) C₁₋₄alkoxy,
 25 (6) hydroxy,
 (7) aryl,
 (8) aryl C₁₋₄alkyl, or
 (9) aryloxy;
- R^f is
- 30 (1) hydrogen,
 (2) C₁₋₁₀alkyl,
 (3) C₂₋₁₀alkenyl,
 (4) C₂₋₁₀alkynyl,
 (5) aryl,
 (6) heteroaryl,

- (7) aryl C₁₋₁₅ alkyl,
- (8) heteroaryl C₁₋₁₅ alkyl,
- (9) C₁₋₁₅ alkanoyl,
- (10) C₃₋₈cycloalkyl;

5 wherein said alkyl, alkenyl, alkynyl, aryl, heteroaryl, alkanoyl and cycloalkyl are optionally substituted with one to four groups independently selected from R^e;

or a pharmaceutically acceptable salt thereof.

10

2. A compound of Claim 1 wherein Z is sulfur.

3. A compound of Claim 1 wherein Ar¹ is arylene optionally substituted with 1-4 groups independently selected from R^a.

15

4. A compound of Claim 3 wherein Ar¹ is phenylene optionally substituted with 1-2 groups independently selected from halogen and C₁₋₄ alkyl.

20

5. A compound of Claim 1 wherein X and Y are independently CH₂, O or S.

6. A compound of Claim 5 wherein X and Y are each independently O or S.

25

7. A compound of Claim 1, wherein Ar² is aryl, wherein said aryl is substituted with one R^a group in the ortho position and is optionally substituted with 1-3 additional groups independently selected from R^a.

30

8. A compound of Claim 7, wherein said R^a that is in the ortho position is selected from the group consisting of:

- (1) C₃₋₁₀ alkyl optionally substituted with 1-4 groups independently selected from halo and C₃₋₆cycloalkyl,
- (2) C₃₋₁₀ alkenyl, or
- (3) C₃₋₈ cycloalkyl.

9. A compound of Claim 8 wherein Ar² is a phenyl ring.

10. A compound according to Claim 9, wherein two of the optional substituents R^a are on adjacent carbon atoms in said Ar² phenyl ring and are joined to form a 5- or 6-membered aromatic heterocyclic ring fused to Ar², said ring containing 1-2 heteroatoms independently selected from N, O, and S(O)_m, where m is 0-2, said aromatic heterocyclic ring fused to Ar² being optionally substituted with 1-2 groups independently selected from R^a.

10

11. A compound according to Claim 10, wherein said aromatic heterocyclic ring fused to Ar² is selected from isoxazole, thiophene, thiophene S-oxide, thiophene S-dioxide, and furan.

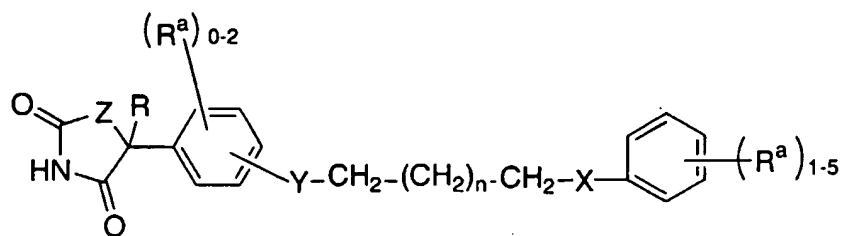
15

12. A compound of Claim 6 wherein n is 1 or 2.

13. A compound of Claim 1 wherein R is methyl or fluoro.

14. A compound of Claim 1 having the formula Ia:

20



Ia

wherein X, Y, Z, n, R, and R^a are as defined in Claim 1.

25

15. A compound of Claim 14 wherein Z is S.

16. A compound of Claim 14 wherein Z is O.

17. A compound of Claim 14 wherein Y is S or O, and X is O.
18. A compound of Claim 14 wherein one group R^a is ortho to X and is selected from the group consisting of:
- 5 (1) C₃₋₁₀ alkyl optionally substituted with 1-4 groups independently selected from halo and C₃₋₆cycloalkyl,
(2) C₃₋₁₀ alkenyl, or
(3) C₃₋₈ cycloalkyl.
- 10 19. A compound of Claim 14 wherein n is 1 or 2.
20. A compound of Claim 18 wherein
- X is O; and
15 Y is (1) O or
(2) S, and
wherein said group R^a that is ortho to X is C₁₋₄ alkyl; and
wherein one optional substituent R^a on the benzene ring that is connected to X is
either O-aryl, wherein said O-aryl is optionally substituted with 1-3 groups
20 independently selected from R^d, or is unsubstituted cycloalkyl.
21. A compound of Claim 20, wherein
- Z is S
25 Y is O, and
R is C₁₋₄ alkyl or fluoro.
22. A compound of Claim 1 selected from the group consisting of
the compounds of Examples 1-9 and the compounds of Table 1.
- 30 23. A pharmaceutical composition comprising a compound of
Claim 1 and a pharmaceutically acceptable carrier.

24. A method for treating or controlling diabetes mellitus in a mammal which comprises administering to said mammal a therapeutically effective amount of a compound of Claim 1.
- 5 25. A method for treating or controlling hyperglycemia in a mammal which comprises administering to said mammal a therapeutically effective amount of a compound of Claim 1.
- 10 26. A method for treating, controlling or preventing hyperlipidemia in a mammal which comprises administering to said mammal a therapeutically effective amount of a compound of Claim 1.
- 15 27. A method for treating, controlling or preventing obesity in a mammal which comprises administering to said mammal a therapeutically effective amount of a compound of Claim 1.
- 20 28. A method for treating, controlling or preventing hypercholesterolemia in a mammal which comprises administering to said mammal a therapeutically effective amount of a compound of Claim 1.
- 25 29. A method for treating, controlling or preventing hypertriglyceridemia in a mammal which comprises administering to said mammal a therapeutically effective amount of a compound of Claim 1.
30. A method for treating, controlling or preventing dyslipidemia in a mammal which comprises administering to said mammal a therapeutically effective amount of a compound of Claim 1.

INTERNATIONAL SEARCH REPORT

International application No.
PCT/US00/16586

<p>A. CLASSIFICATION OF SUBJECT MATTER IPC(7) :A61K 31/421, 31/427, 31/497; C07D 241/12, 241/14, 263/04, 277/04 US CL :514/255.05, 369, 376; 544/408; 548/183, 277 According to International Patent Classification (IPC) or to both national classification and IPC</p>														
<p>B. FIELDS SEARCHED Minimum documentation searched (classification system followed by classification symbols) U.S. : 514/255.05, 369, 376; 544/408; 548/183, 277</p> <p>Documentation searched other than minimum documentation to the extent that such documents are included in the fields searched</p> <p>Electronic data base consulted during the international search (name of data base and, where practicable, search terms used) CAS ONLINE</p>														
<p>C. DOCUMENTS CONSIDERED TO BE RELEVANT</p> <table border="1"> <thead> <tr> <th>Category*</th> <th>Citation of document, with indication, where appropriate, of the relevant passages</th> <th>Relevant to claim No.</th> </tr> </thead> <tbody> <tr> <td>X,P</td> <td>US 6,008,237 A (SAHOO et al) 28 December 1999, see the abstract and tables 1-3.</td> <td>1-30</td> </tr> </tbody> </table>			Category*	Citation of document, with indication, where appropriate, of the relevant passages	Relevant to claim No.	X,P	US 6,008,237 A (SAHOO et al) 28 December 1999, see the abstract and tables 1-3.	1-30						
Category*	Citation of document, with indication, where appropriate, of the relevant passages	Relevant to claim No.												
X,P	US 6,008,237 A (SAHOO et al) 28 December 1999, see the abstract and tables 1-3.	1-30												
<p><input type="checkbox"/> Further documents are listed in the continuation of Box C. <input type="checkbox"/> See patent family annex.</p>														
<table border="0"> <tr> <td>* Special categories of cited documents:</td> <td>*T* later document published after the international filing date or priority date and not in conflict with the application but cited to understand the principle or theory underlying the invention</td> </tr> <tr> <td>*A* document defining the general state of the art which is not considered to be of particular relevance</td> <td>*X* document of particular relevance; the claimed invention cannot be considered novel or cannot be considered to involve an inventive step when the document is taken alone</td> </tr> <tr> <td>*E* earlier document published on or after the international filing date</td> <td>*Y* document of particular relevance; the claimed invention cannot be considered to involve an inventive step when the document is combined with one or more other such documents, such combination being obvious to a person skilled in the art</td> </tr> <tr> <td>*L* document which may throw doubts on priority claim(s) or which is cited to establish the publication date of another citation or other special reason (as specified)</td> <td>*A* document member of the same patent family</td> </tr> <tr> <td>*O* document referring to an oral disclosure, use, exhibition or other means</td> <td></td> </tr> <tr> <td>*P* document published prior to the international filing date but later than the priority date claimed</td> <td></td> </tr> </table>			* Special categories of cited documents:	*T* later document published after the international filing date or priority date and not in conflict with the application but cited to understand the principle or theory underlying the invention	*A* document defining the general state of the art which is not considered to be of particular relevance	*X* document of particular relevance; the claimed invention cannot be considered novel or cannot be considered to involve an inventive step when the document is taken alone	*E* earlier document published on or after the international filing date	*Y* document of particular relevance; the claimed invention cannot be considered to involve an inventive step when the document is combined with one or more other such documents, such combination being obvious to a person skilled in the art	*L* document which may throw doubts on priority claim(s) or which is cited to establish the publication date of another citation or other special reason (as specified)	*A* document member of the same patent family	*O* document referring to an oral disclosure, use, exhibition or other means		*P* document published prior to the international filing date but later than the priority date claimed	
* Special categories of cited documents:	*T* later document published after the international filing date or priority date and not in conflict with the application but cited to understand the principle or theory underlying the invention													
A document defining the general state of the art which is not considered to be of particular relevance	*X* document of particular relevance; the claimed invention cannot be considered novel or cannot be considered to involve an inventive step when the document is taken alone													
E earlier document published on or after the international filing date	*Y* document of particular relevance; the claimed invention cannot be considered to involve an inventive step when the document is combined with one or more other such documents, such combination being obvious to a person skilled in the art													
L document which may throw doubts on priority claim(s) or which is cited to establish the publication date of another citation or other special reason (as specified)	*A* document member of the same patent family													
O document referring to an oral disclosure, use, exhibition or other means														
P document published prior to the international filing date but later than the priority date claimed														
<p>Date of the actual completion of the international search 14 AUGUST 2000</p>		<p>Date of mailing of the international search report 19 SEP 2000</p>												
<p>Name and mailing address of the ISA/US Commissioner of Patents and Trademarks Box PCT Washington, D.C. 20231 Facsimile No. (703) 305-3230</p>		<p>Authorized officer <i>Joyce Bridges</i> TAOFIQ A. SOLOLA Telephone No. (703) 308-1235</p>												